



**STRONG PARTNERS.
TOUGH TRUCKS.™**



POWERED STACKER WITH FOLDING PLATFORM

S1.5S, S1.5S IL, S1.5S SL

1500KG



\$1.5S, \$1.5S IL, \$1.5S SL

DISTINGUISHING MARKS	1.1	Manufacturer (abbreviation)
	1.2	Manufacturer's type designation
	1.3	Drive: electric (battery or mains), diesel, petrol, fuel gas
	1.4	Operator type: hand, pedestrian, standing, seated, order-picker
	1.5	Rated capacity / rated load Q (t)
	1.6	Load centre distance c (mm)
	1.8	Load distance, centre of drive axle to fork ○ x (mm)
	1.9	Wheelbase y (mm)

WEIGHTS	2.1	Service weight (max. battery) ▲ kg
	2.2	Axle loading, laden front/rear ◇ kg
	2.3	Axle loading, unladen front/rear ◇ kg

TYRES / CHASSIS	3.1	Tyres: polyurethane, tophane, vulkollan, front/rear
	3.2	Tyre size, front ◇ ø (mm x mm)
	3.3	Tyre size, rear ◇ ø (mm x mm)
	3.4	Additional wheels (dimensions) ø (mm x mm)
	3.5	Wheels, number front/rear (x = driven wheels) ◇
	3.6	Tread, front ◇ b ₁₀ (mm)
	3.7	Tread, rear ◇ b ₁₁ (mm)

DIMENSIONS	4.2	Height, mast lowered h ₁ (mm)
	4.3	Free lift h ₂ (mm)
	4.4	Lift h ₃ (mm)
	4.5	Height, mast extended h ₄ (mm)
	4.6	Initial lift h ₅ (mm)
	4.9	Height drawbar in driving position min./max h ₁₄ (mm)
	4.10	Height of wheel arms h ₈ (mm)
	4.15	Height, lowered h ₁₃ (mm)
	4.19	Overall length (pedestrian) ★ l ₁ (mm)
	4.19	Overall length (standing) ★ l ₁ (mm)
	4.20	Length to face of forks (pedestrian) ★ l ₂ (mm)
	4.20	Length to face of forks (standing) ★ l ₂ (mm)
	4.21	Overall width b/b ₂ (mm)
	4.22	Fork dimensions DIN ISO 2331 s/e/l (mm)
	4.24	Fork-carriage width b ₃ (mm)
	4.25	Distance between fork-arms b ₅ (mm)
	4.26	Distance between wheel arms / loading surfaces b ₄ (mm)
	4.31	Ground clearance, laden, below mast m ₁ (mm)
	4.32	Ground clearance, centre of wheelbase m ₂ (mm)
	4.33	Load dimension b ₁₂ × l ₆ lengthwise b ₁₂ × l ₆ (mm)
	4.34.1	Aisle width for pallets 1000mm x 1200mm crossways (standing) ★ * ● ◇ A ₉ (mm)
	4.34.1	Aisle width for pallets 1000mm x 1200mm crossways (pedestrian) ★ * ● ◇ A ₉ (mm)
	4.34.2	Aisle width for pallets 800mm x 1200mm lengthwise (standing) ★ * ● ◇ A ₉ (mm)
	4.34.2	Aisle width for pallets 800mm x 1200mm lengthwise (pedestrian) ★ * ● ◇ A ₉ (mm)
	4.35	Turning radius (standing) W _s (mm)
	4.35	Turning radius (pedestrian) ● W _a (mm)

PERFORMANCE DATA	5.1	Travel speed, laden/unladen (pedestrian) km/h
	5.1	Travel speed, laden/unladen (standing) km/h
	5.1.1	Travel speed, laden/unladen, backwards (pedestrian) km/h
	5.1.1	Travel speed, laden/unladen, backwards (standing) km/h
	5.2	Lift speed, laden/unladen m/s
	5.3	Lowering speed, laden/unladen m/s
	5.7	Gradeability, laden/unladen %
	5.8	Max. gradeability, laden/unladen %
	5.10	Service brake

ELECTRIC ENGINE	6.1	Drive motor S2 60 minute rating kW
	6.2	Lift motor S3 15% rating kW
	6.3	Battery according to DIN 43531/35/36 A,B,C, no
	6.4	Battery voltage/nominal capacity K ₉ (V)/(Ah)
	6.5	Battery weight ▲ kg

DRIVE/LIFT MECHANISM	8.1	Type of drive unit
----------------------	-----	--------------------

ADDITIONAL DATA	10.7	Sound pressure level at the driver's seat dB (A)
-----------------	------	--

HYSTER		HYSTER	
\$1.5S		\$1.5S IL	
Battery		Battery	
Pedestrian / Stand-on		Pedestrian / Stand-on	
1.5		1.5	
600		600	
713		811	
1423		1520	

1440 ▽		1457 ▽	
1106	1834	1112	1845
1024	416	1036	421

Vulkollan	Vulkollan	Vulkollan	Vulkollan
254 x 90		254 x 90	
85 x 70		85 x 70	
125 x 50		125 x 50	
1x + 1	4	1x + 1	4
576		576	
398		378	

2077		1927	
100		1360 ■	
3168		2804	
3730		3366	
-		130	
1220	1460	1220	1460
85		85	
90		90	
2129		2129	
2575		2575	
969		969	
1415		1415	
860		860	
65	180	65	195
675		675	
570		572	
-		-	
30		30	
22		25	
800 x 1200		800 x 1200	
2996		3135	
2553		2697	
2964		2984	
2521		2546	
2133		2226	
1690		1788	

4.3	4.3	4.3	4.3
7.3	7.3	7.3	7.3
4.3	4.3	4.3	4.3
7.3	7.3	7.3	7.3
0.16	0.22	0.14	0.30
0.28	0.26	0.28	0.14
8	10	8	10
8	10	8	10
Electromagnetic		Electromagnetic	

4		4	
3.0		3.0	
no		no	
24V	375Ah ▽	24V	375Ah ▽
291		291	

AC-Controller		AC-Controller	
---------------	--	---------------	--

< 70		< 70	
------	--	------	--

Specification data is based on VDI 2198

HYSTER		HYSTER	1.1	DISTINGUISHING MARKS
S1.5S SL		S1.5S SL	1.2	
Battery		Battery	1.3	
Pedestrian / Stand-on		Pedestrian / Stand-on	1.4	
1.5		1.5	1.5	
600		600	1.6	
632		660	1.8	1.9
1376		1404	1.9	

1509		1509	2.1	WEIGHTS
1021	1988	1021	1988	
1035	474	1035	474	

Vulkollan	Vulkollan	Vulkollan	Vulkollan	3.1	TYRES / CHASSIS
254 x 90		254 x 90		3.2	
85 x 70		85 x 70		3.3	
125 x 50		125 x 50		3.4	
1x + 1	4	1x + 1	4	3.5	
-		-		3.6	
978		932		3.7	

1877			1877			4.2	DIMENSIONS
100			100			4.3	
2768			2768			4.4	
3330			3330			4.5	
-			-			4.6	
1220		1460	1220		1460	4.9	
85			85			4.10	
90			90			4.15	
2202			2202			4.19	
2648			2648			4.19	
1003			1003			4.20	
1448			1448			4.20	
860		1105	860		1014	4.21	
35	100	1200	35	100	1200	4.22	
800			800			4.24	
730			730			4.25	
850			850			4.26	
30			30			4.31	
30			30			4.32	
800 x 1200			800 x 1200			4.33	
2988			3003			4.34.1	
2539			2554			4.34.1	
2978			2984			4.34.2	
2529			2535			4.34.2	
2084			2112			4.35	
1635			1662			4.35	

4.3	4.3	4.3	4.3	5.1	PERFORMANCE DATA
7.3	7.3	7.3	7.3	5.1	
4.3	4.3	4.3	4.3	5.1.1	
7.3	7.3	7.3	7.3	5.1.1	
0.16	0.22	0.16	0.22	5.2	
0.3	0.28	0.3	0.28	5.3	
5		5		5.7	
5		5		5.8	
Electromagnetic		Electromagnetic		5.10	

4		4		6.1	ELECTRIC ENGINE
3.0		3.0		6.2	
no		no		6.3	
24V	375Ah ▴	24V	375Ah ▴	6.4	
291		291		6.5	

AC-Controller	AC-Controller	8.1	DRIVE/LIFT MECHANISM
---------------	---------------	-----	----------------------

< 70	< 70	10.7	ADDITIONAL DATA
------	------	------	-----------------

NOTE

Specifications are affected by the condition of the vehicle and how it is equipped, as well as the nature and condition of the operating area. Inform your dealer of the nature and condition of the intended operating area when purchasing your Hyster Truck.

- ★ With 1 stage mast +12mm
- ✱ With 3 stage mast +18mm
- Tiller in vertical position
- Available battery 315Ah; with battery 315Ah service weight -24kg
- FEM forks
- With 3 stage mast -18mm
- ▲ These values may vary of +/- 5%
- ✱ Available b₅ 930 - 1130
- ◇ With combination b₃ 1000, b₄ = 1050 mm – see table on page 4.
- ⊙ With combination b₃ 1200, b₄ = 1250 mm – see table on page 4.
- ◇ Stacking aisle width (lines 4.34.1 & 4.34.2) are based on the VDI standard calculation as shown on illustration. The British Industrial Truck Association recommends the addition of 100 mm to the total clearance (dimension a) for extra operating margin at the rear of the truck.
- ◆ Pedestrian version. For Stand-on version, front/rear are inverted.

MAST TABLES

- ◆ With free lift of 100 mm.
- ⊙ With load backrest for carriage h₄ + 528 mm.
- ❖ Or with stabilizers or reduced capacity.
- ◇ All weights are: mast structures (weldment, cylinders, chain, pulley) + oil

EXCLUDED: forks, accessories

NOTICE

Care must be exercised when handling elevated loads. When the carriage and/or load is elevated, truck stability is reduced. It is important that the mast tilt in either direction is kept to a minimum when loads are elevated.

Operators must be trained and must read, understand and follow the instructions contained in the Operating Manual.

All values are nominal values and they are subject to tolerances. For further information, please contact the manufacturer.

Hyster products are subject to change without notice. Lift trucks illustrated may feature optional equipment. Values may vary with alternative configurations.



This truck conforms to the current EU requirements.

◇ WITH COMBINATION B4 = 1050 MM

3.7	Tread, rear (tyre size, rear = ø85x70mm) ●	b ₁₁ (mm)
3.7	Tread, rear (tyre size, rear = ø125x50mm) ●	b ₁₁ (mm)
4.21	Overall width (tyre size, rear = ø85x70mm)	b ₁ /b ₂ (mm)
4.21	Overall width (tyre size, rear = ø125x50mm)	b ₁ /b ₂ (mm)
4.26	Distance between wheel arms / loading surfaces	b ₄ (mm)
4.34.1	Aisle width for pallets 1000mm x 1200mm crossways (standing) (tyre size, rear = ø85x70mm)	A _{a1} (mm)
4.34.1	Aisle width for pallets 1000mm x 1200mm crossways (pedestrian) (tyre size, rear = ø85x70mm)	A _{a2} (mm)
4.34.1	Aisle width for pallets 1000mm x 1200mm crossways (standing) (tyre size, rear = ø125x50mm)	A _{a1} (mm)
4.34.1	Aisle width for pallets 1000mm x 1200mm crossways (pedestrian) (tyre size, rear = ø125x50mm)	A _{a2} (mm)
4.34.2	Aisle width for pallets 800mm x 1200mm lengthwise (standing) (tyre size, rear = ø85x70mm)	A _{a1} (mm)
4.34.2	Aisle width for pallets 800mm x 1200mm lengthwise (pedestrian) (tyre size, rear = ø85x70mm)	A _{a2} (mm)
4.34.2	Aisle width for pallets 800mm x 1200mm lengthwise (standing) (tyre size, rear = ø125x50mm)	A _{a1} (mm)
4.34.2	Aisle width for pallets 800mm x 1200mm lengthwise (pedestrian) (tyre size, rear = ø125x50mm)	A _{a2} (mm)

1178
1132
860
860
1050
2989 ★
2540 ★
3003 ★
2554 ★
2978 ★
2529 ★
2984 ★
2535 ★

◎ WITH COMBINATION B4 = 1250 MM

3.7	Tread, rear (tyre size, rear = ø85x70mm) ●	b ₁₁ (mm)
3.7	Tread, rear (tyre size, rear = ø125x50mm) ●	b ₁₁ (mm)
4.21	Overall width (tyre size, rear = ø85x70mm)	b ₁ /b ₂ (mm)
4.21	Overall width (tyre size, rear = ø125x50mm)	b ₁ /b ₂ (mm)
4.26	Distance between wheel arms / loading surfaces	b ₄ (mm)
4.34.1	Aisle width for pallets 1000mm x 1200mm crossways (standing) (tyre size, rear = ø85x70mm)	A _{a1} (mm)
4.34.1	Aisle width for pallets 1000mm x 1200mm crossways (pedestrian) (tyre size, rear = ø85x70mm)	A _{a2} (mm)
4.34.1	Aisle width for pallets 1000mm x 1200mm crossways (standing) (tyre size, rear = ø125x50mm)	A _{a1} (mm)
4.34.1	Aisle width for pallets 1000mm x 1200mm crossways (pedestrian) (tyre size, rear = ø125x50mm)	A _{a2} (mm)
4.34.2	Aisle width for pallets 800mm x 1200mm lengthwise (standing) (tyre size, rear = ø85x70mm)	A _{a1} (mm)
4.34.2	Aisle width for pallets 800mm x 1200mm lengthwise (pedestrian) (tyre size, rear = ø85x70mm)	A _{a2} (mm)
4.34.2	Aisle width for pallets 800mm x 1200mm lengthwise (standing) (tyre size, rear = ø125x50mm)	A _{a1} (mm)
4.34.2	Aisle width for pallets 800mm x 1200mm lengthwise (pedestrian) (tyre size, rear = ø125x50mm)	A _{a2} (mm)

1378
1332
860
860
1250
3040 ★
2591 ★
3031 ★
2582 ★
3042 ★
2593 ★
3032 ★
2583 ★

NOTE:

Specifications are affected by the condition of the vehicle and how it is equipped, as well as the nature and condition of the operating area. Inform your dealer of the nature and condition of the intended operating area when purchasing your Hyster Truck.

- ★ With 1 stage mast +12mm
- ◇ With combination b₃ 1000 , b₄ = 1050 mm
- ◎ With combination b₃ 1200 , b₄ = 1250 mm
- Pedestrian version. For Stand-on version, front/rear are inverted.

All values are nominal values and they are subject to tolerances. For further information, please contact the manufacturer. Hyster products might be subject to change without notice. Lift trucks illustrated may feature optional equipment. Values may vary with alternative configurations.

MAST INFORMATION

Values shown are for standard equipment. When using non-standard equipment these values may change. Please contact your Hyster dealer for information.

\$15S

	Lift height h ₁ mm	Free lift h ₂ mm	Height, mast lowered h ₁ ♦ mm	Height, mast extended h ₁ ⊗ mm	Weight ♦ kg
2 stage LFL	2768	100	1877	3330	406
	2968	100	1977	3530	418
	3168	100	2077	3730	428
	3368	100	2177	3930	442
	3768	100	2377	4330	466
	4168	100	2577	4730	490
2 stage FFL	2604	1260	1827	3166	405
	2804	1360	1927	3366	416
	3004	1460	2027	3566	426
	3204	1560	2127	3766	436
	3404	1660	2227	3966	446
	3604	1760	2327	4166	456
3 stage FFL	4028	1260	1827	4590	510
	4328	1360	1927	4890	530
	4628	1460	2027	5190	550

\$15S IL

	Lift height h ₁ mm	Free lift h ₂ mm	Height, mast lowered h ₁ ♦ mm	Height, mast extended h ₁ ⊗ mm	Weight ♦ kg
2 stage LFL	2768	100	1877	3330	406
	2968	100	1977	3530	418
	3168	100	2077	3730	428
	3368	100	2177	3930	442
	3768	100	2377	4330	466
	4168	100	2577	4730	490
2 stage FFL	2604	1260	1827	3166	405
	2804	1360	1927	3366	416
	3004	1460	2027	3566	426
	3204	1560	2127	3766	436
	3404	1660	2227	3966	446
	3604	1760	2327	4166	456
3 stage FFL	4028	1260	1827	4590	510
	4328	1360	1927	4890	530
	4628	1460	2027	5190	550

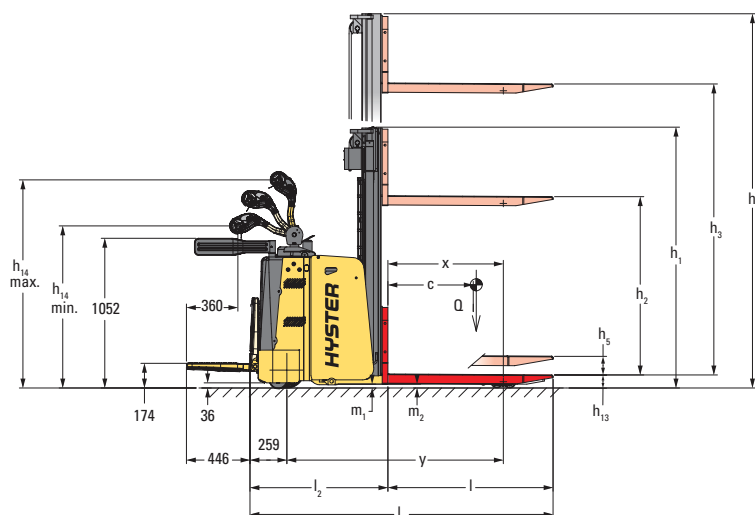
\$15S SL

	Lift height h ₁ mm	Free lift h ₂ mm	Height, mast lowered h ₁ ♦ mm	Height, mast extended h ₁ ⊗ mm	Weight ♦ kg
2 stage LFL	2768	100	1877	3330	406
	2968	100	1977	3530	418
	3168	100	2077	3730	428
	3368	100	2177	3930	442
	3768	100	2377	4330	466
	4168	100	2577	4730	490
2 stage FFL	2604	1260	1827	3166	405
	2804	1360	1927	3366	416
	3004	1460	2027	3566	426
	3204	1560	2127	3766	436
	3404	1660	2227	3966	446
	3604	1760	2327	4166	456
3 stage FFL	4028	1260	1827	4590	510
	4328	1360	1927	4890	530
	4628	1460	2027	5190	550
	4798	1560	2127 ♦	5360	562
	5098	1660	2227 ♦	5660	586
	5398	1760	2327 ♦	5960	606
	5998	1960	2527 ♦	6560	636

NOTE: The rated capacities shown are for masts in a vertical position on trucks equipped with standard or sideload carriage and nominal length forks. Masts above the maximum fork heights shown in the mast table are classified as high lift and, depending on the tyre/tread configuration may require reduced capacity, restricted back tilt or wide tread.

TRUCK DIMENSIONS

S1.5S



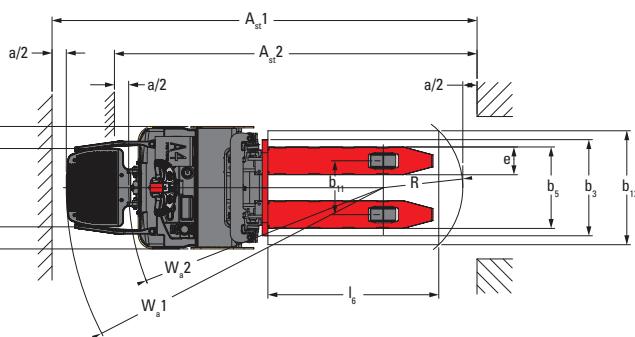
$$A_{st} = W_a + R + a$$

(see lines 4.34.1 & 4.34.2)

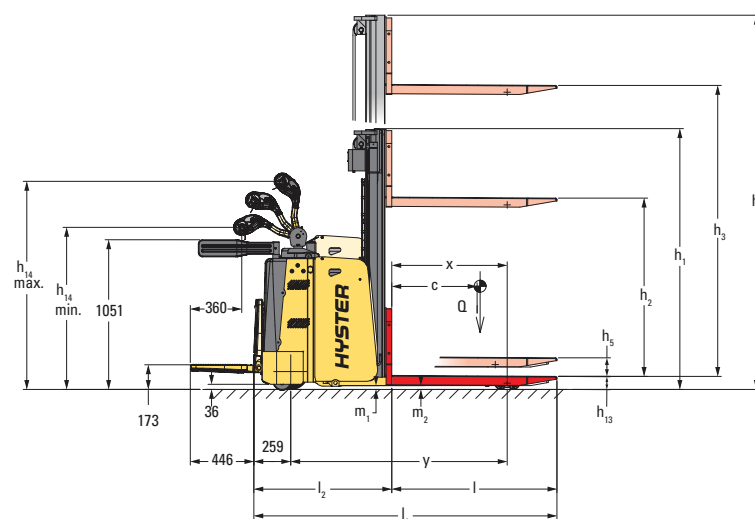
$$A_{st} = W_a + \sqrt{(l_6 - x)^2 + \left(\frac{b_{12}}{2}\right)^2} + a$$

$$a = 200 \text{ mm}$$

$$l_6 = \text{Load length}$$



S1.5S IL



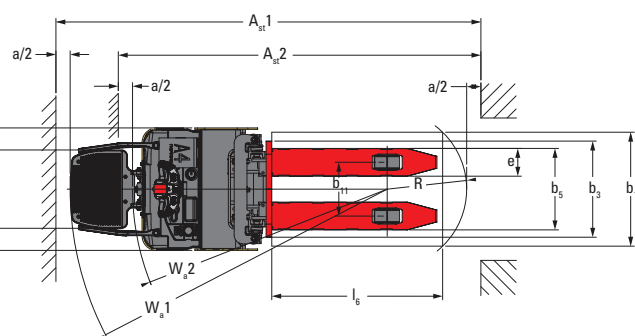
$$A_{st} = W_a + R + a$$

(see lines 4.34.1 & 4.34.2)

$$A_{st} = W_a + \sqrt{(l_6 - x)^2 + \left(\frac{b_{12}}{2}\right)^2} + a$$

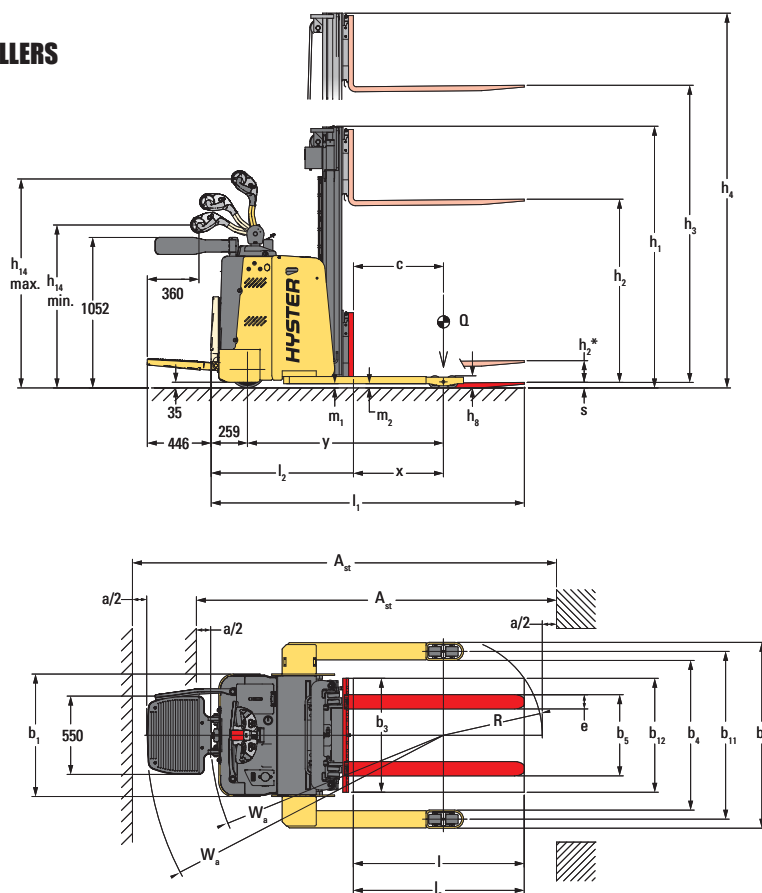
$$a = 200 \text{ mm}$$

$$l_6 = \text{Load length}$$



TRUCK DIMENSIONS

S1.5S SL WITH 85MM ROLLERS



$$A_{st} = W_a + R + a$$

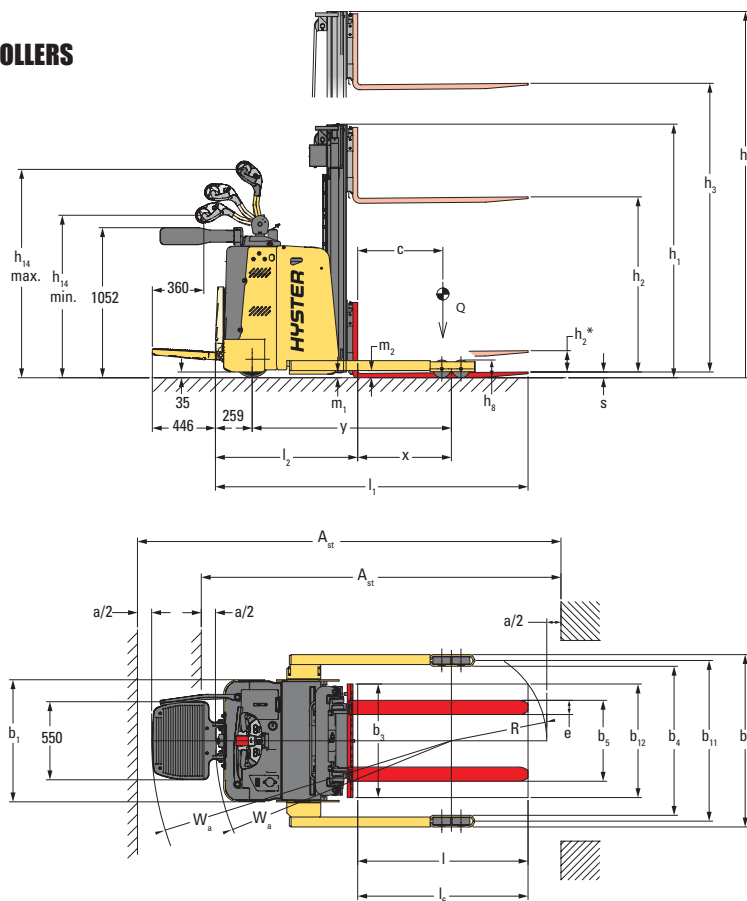
(see lines 4.34.1 & 4.34.2)

$$A_{st} = W_a + \sqrt{(l_6 - x)^2 + \left(\frac{b_{12}}{2}\right)^2} + a$$

$$a = 200 \text{ mm}$$

$$l_6 = \text{Load length}$$

S1.5S SL WITH 125MM ROLLERS



$$A_{st} = W_a + R + a$$

(see lines 4.34.1 & 4.34.2)

$$A_{st} = W_a + \sqrt{(l_6 - x)^2 + \left(\frac{b_{12}}{2}\right)^2} + a$$

$$a = 200 \text{ mm}$$

$$l_6 = \text{Load length}$$

PRODUCT FEATURES

- **S1.5S** Powered stacker with folding platform.
- **S1.5S IL** Powered stacker with folding platform, initial lift
- **S1.5S SL** Powered stacker with folding platform, straddle legs.
Also available with tandem load wheels

DEPENDABILITY

- MOSFET high frequency Combi controller for traction and hydraulic controls.
- Welded fork construction makes them highly resistant to torsion and heavy loads.
- Hour meter and battery discharge indicator with lift interrupt fitted as standard.
- Cold store protection for application to -30° C.
- Specific 'initial lift' and 'straddle legs' models provide the right answer to any application.
- High visibility and full free lift 2 and 3-stage masts availability.

PRODUCTIVITY

- Operator-friendly tiller head controls for productive load handling.
- Regenerative braking and anti-rollback both available as standard.
- Pedestrian or stand-on operation, with or without side arms raised for improved productivity.
- Progressive speed control and steering system ensure optimum performance levels.
- Tandem load wheels and exit/entry rollers as standard.
- Key-pad with PIN code for enhanced fleet management.
- Power steering makes truck highly manoeuvrable.

ERGONOMICS

- Ergonomically designed tiller head for maximum operator comfort.
- Low effort controls ergonomically positioned to reduce operator fatigue.
- Dual lift/lower controls allow operation using either hand.
- 'Corner control' system reduces speed automatically when cornering.
- 5-point wheel layout, with fixed stabilizer wheels, provides enhanced stability.
- Adjustable performance settings to suit specific operating conditions.

COST OF OWNERSHIP

- AC drive motor provides superior performance and reduced operation costs.
- Power transmission supplied via helicoidal gears, running in oil bath.
- IP54 standards control for protection against dust and water.
- Optimum component reliability permit the extension of service materials.

SERVICEABILITY

- AC drive motor and brushless lift motor construction ensures low maintenance requirements.
- Built-in diagnostic system for preventative maintenance communication reduces downtime.
- Driver Diagnostic Interface (DDI) allows selection of appropriate performance settings for specific applications.
- CANbus technology for increased functionality, reliability and servicing.

STRONG PARTNERS. TOUGH TRUCKS.™

FOR DEMANDING OPERATIONS, EVERYWHERE.

Hyster supplies a complete range of warehouse equipment, IC and electric counterbalanced trucks, container handlers and reach stackers. Hyster is committed to being much more than a lift truck supplier.

Our aim is to offer a complete partnership capable of responding to the full spectrum of material handling issues: Whether you need professional consultancy on your fleet management, fully qualified service support, or reliable parts supply, you can depend on Hyster.

Our network of highly trained dealers provides expert, responsive local support. They can offer cost-effective finance packages and introduce effectively managed maintenance programmes to ensure that you get the best possible value. Our business is dealing with your material handling needs so you can focus on the success of your business today and in the future.



HYSTER EUROPE

Centennial House, Frimley Business Park, Frimley, Surrey, GU16 7SG, England.

Tel: +44 (0) 1276 538500



www.hyster.eu



infoeurope@hyster.com



[/HysterEurope](https://www.facebook.com/HysterEurope)



[@HysterEurope](https://twitter.com/HysterEurope)





[/HysterEurope](https://www.youtube.com/HysterEurope)



HYSTER-YALE UK LIMITED trading as Hyster Europe. Registered Address: Centennial House, Building 4.5, Frimley Business Park, Frimley, Surrey GU16 7SG, United Kingdom.

Registered in England and Wales. Company Registration Number: 02636775.

HYSTER,  and FORTENS are registered trademarks in the European Union and certain other jurisdictions.

MONOTROL® is a registered trademark, and DURAMATCH and  are trademarks in the United States and in certain other jurisdictions.

Hyster products are subject to change without notice. Lift trucks illustrated may feature optional equipment.