



Counterbalanced Electric, Cushion Tire

E45-70XN Series



E45-70XN SERIES

The E45-70XN is the newest line of electric lift trucks from Hyster Company. These trucks offer numerous advantages in quality and ergonomics that make them one of the most operator-friendly AC-powered lift trucks on the market. This new generation of electric lift trucks will lower overall operating costs and maximize productivity by combining exceptional operator comfort, quality and superior performance.

A newly-designed operator module provides a comfortable and productive operator compartment that features a 20% increase in floor space and a relocated 'heads-up' multifunction display for enhanced visibility and pallet control. A redesigned hood provides maximum battery service access to reduce downtime.

Superior comfort and customizable performance enable the new E45-70XN to be among the most productive in the industry, by matching operator skill with individual performance needs. The new PowerPlus Performance option is the most productive configuration for fast and efficient load handling.

The new E45-70XN delivers more bottom-line savings by increasing productivity and uptime while reducing downtime and maintenance. By utilizing AC motors and transistor controller technology for all traction and hydraulic systems, the Hyster® E45-70XN reduces the frequency and cost of maintenance.

Using cutting-edge components and intelligent system designs keeps the E45-70XN operational longer, with minimal downtime which means you have a lift truck you can depend on. The new E45-70XN series is assembled on a new state-of-the-art assembly line utilizing the latest in manufacturing processes and techniques.

What's New with the E45-70XN Series

- New high thermal capacity AC traction motors
- New Vehicle System Manager
- New increased-efficiency electronic traction and hydraulic controllers
- New electronics, cooling fans and heat sink
- New transmission with upgraded internal components
- New frame, designed for durability, application flexibility
- New stamped steel hood design
- New front cowl and trim panels
- New AC hydraulic pump & motor standard
- New hydraulic valve
- New hydraulic tank, breather, and dipstick
- New O-Ring Face Seal Fittings (ORFS)
- New LED and Halogen light options
- New electronic horn
- New 80 volt option
- New "Heads-Up" Operator Display
- New CANbus
- New counterweight design
- New mesh entry step, floor plate, and floor mat





A Overhead Guard

The unique grid-style pattern improves visibility while protecting operators and strengthening the truck's structure. The front, curved OHG leg design affords greater shoulder clearance for easier operator entry and exit.

B LED Lights

Brighter than any others in the lift truck industry, the optional Hyster® LED work/brake/backup tail lights rarely need replacing. Optional polycarbonate lens meets the FDA requirement for use in food applications.

C Fatigue-Reducing Operator Compartment

Ergonomically designed operator compartment enhances overall productivity. Features include: increased foot space and optimized step height for easy entry and exit; fully adjustable, full suspension seat (optional) with low whole body vibration levels; infinitely adjustable steering column with optional memory tilt and telescopic steering wheel and low effort e-hydraulic controls.

D Driver's Seat

The standard non-suspension seat and optional suspension and swivel seats are easily adjusted to provide a more customized, comfortable ride.

E Battery Cover

New stamped steel hood design for durability and protection.

F Pacesetter VSM™

The computer "brain" of these lift trucks manages all vehicle systems to optimize performance and significantly increase overall reliability and enhance diagnostic capabilities for maximum uptime.

G Hyster® Stability Mechanism

The new stability system reduces truck lean in turns, improving lateral stability. Even with the reduced lean, the innovative steer axle mounting design allows for superior travel over uneven surfaces.


H Steer Axle

The elastomeric-mounted Hyster designed cast ductile iron steer axle with transverse, double-acting hydraulic cylinder, tapered roller spindle-support bearings and non-adjustable tie rods provide maximum durability and superior steering control for easy maneuvering and low maintenance.



Trucks shown with optional equipment.

E45-70XN



I Mast

High strength hot-rolled steel mast channels and flush-faced design improve capacity retention at high lifts. Compact cast steel cross members optimize visibility and rigidity. Six canted 3-inch full-face load rollers roll on the web and the flange simultaneously, eliminating the need for side thrust rollers or wear plugs.

J Multifunction Display

The location of the 'heads-up' multifunction display provides maximum forward visibility and ease of operation. The display does not obstruct the forward view of the operator and is within easy reach of the operator or service technician for quick access to truck functions, diagnostics and troubleshooting.

K Tilt Steer Column

The infinitely adjustable tilt steer column with optional telescopic column with tilt memory accommodates operators easily. Assisted by a gas-spring and an easy-to-reach lever, obtaining your preferred position is simple.

L Hassle-Free Hydraulics

Use of leak-free O-ring face seals helps maximize uptime. In-tank filter increases hydraulic fluid filtration by 60% for particles down to 10 microns, significantly extending component life and creating a cleaner overall operation.

M Removable Floor Plate

Two-piece steel floor plate and side plates are easily removed to provide incredible service access. A molded rubber floor mat seals the floor area to reduce noise and vibration for a more comfortable ride.

N Integral Sideshift

The optional Hyster-designed integral sideshift provides excellent visibility and affords greater capacities than carriage-mounted sideshifts.

O Heavy-duty Drive Axle

The full floating design of the drive axle lets the axle housing, not the shafts, carry the weight of the load, enhancing dependability and reliability for a longer service life. Hyster premium self-adjusting brakes provide excellent inching or stopping power. Power-assisted braking provides improved brake life with reduced operator effort.

P AC Motors

The brushless AC traction and hydraulic motors, powered by transistor controls, are durable enough to handle your toughest duty cycle, with reduced maintenance costs and enhanced productivity.

Hyster Company has an 80-year history of engineering and manufacturing some of the most reliable and productive lift trucks on the market. The new Hyster® E45-70XN series continues that legacy with a lift truck that was designed and built to be the most dependable in the marketplace.

World-Class Dependability

- Hyster® brakes are self-adjusting and self energizing with heavy-duty backing plate to provide optimal performance and lengthened service life.
- Auto Deceleration System extends brake life by up to 60% by automatically slowing the truck through regenerative braking when the accelerator pedal is released.
- Easy-to-use onboard diagnostics through the multifunction display provide fast and accurate troubleshooting for first-time fixes.
- Optional electronic monitoring package reports low fluid level and hydraulic oil filter restrictions.
- The Hyster durable cast ductile iron steer axle provides the smoothest ride for component and battery protection. Its transverse, double-acting hydraulic cylinder, tapered roller spindle-support bearings and non-adjustable tie rods provide maximum durability, superior steering control and load handling. *(Photo A)*
- Optional LED work lights, brake lights, and tail lights resist vibration and rarely need bulb replacement.
- Unitized frame construction provides excellent durability and stability, boosting driver confidence and enhancing productivity. *(Photo B)*

Hassle-Free Hydraulics

- Leak-free O-ring face seal fittings reduce leaks for enhanced reliability.
- A 10-micron high-performance in-tank filtration system captures 99.5% of hydraulic system debris, significantly extending component life.
- Smart placement of the control valve and hydraulic lines away from heat sources reduces operating temperature, extending the life of seals and hoses for unbeatable reliability.



Industrial Strength Electronics

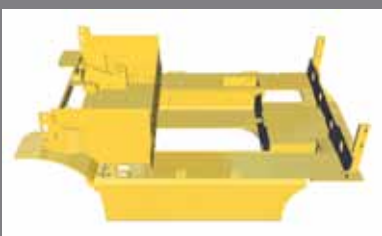
- CANbus communications network reduces wiring complexity, providing superior dependability.
- Non-mechanical, Hall-Effect sensors and switches are designed to outlast the life of the truck.
- Proven tough, Pacesetter VSM industrial onboard computer manages truck operation to maintain world-class dependability to maximize uptime.
- Doubled sealed electrical connectors provide a waterproof connection and are sealed to prevent contamination.
- Smart, one-way routing path for wire harnesses ensures consistent high-quality assembly while increasing durability and simplifying maintenance when needed.

Thermal Management System

- Large Air Inlet Ports in the rear of the truck are protected, and strategically positioned to provide fresh air intake for controller cooling. *(Photo C)*
- A heat sink is used to draw heat away from the motor controllers and cooling fans are positioned on top of the heat sink.
- The Hyster-designed thermal management system continuously monitors the E45-70XN series critical truck functions. Upon identifying an irregularity, it protects the componentry by automatically adjusting truck performance.



A. Durable Steer Axle



B. Rugged Unitized Frame



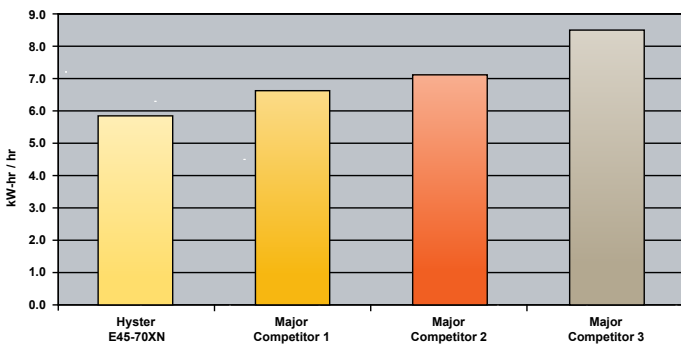
C. Large Air Inlet Ports

The Hyster® E45-70XN series lowers your cost of operations by delivering enhanced productivity, lower energy consumption, advanced dependability, and reduced maintenance costs. The standard AC traction and hydraulic motors set the standard in materials handling, significantly reducing maintenance requirements.

Brushless AC Technology

- Eliminates the motor brushes.
- Eliminates scheduled downtime and the cost for parts and service.
- Requires no periodic maintenance for brushless AC traction and hydraulic motor.
- Eliminates the service requirements created by brush wear dust.
- Does away with the commutator and its related parts and service costs.

Lowest Energy Consumption



According to the VDI Energy Cycle Standardized Test, the E45-70XN series provides the lowest energy consumption; it's also 10% more energy efficient than our previous model. Better energy utilization saves money and reduces impact on the environment.

Vehicle System Manager

All vehicle systems are managed electronically to optimize performance and significantly increase overall reliability and enhance diagnostic capabilities for maximum uptime. The Pacesetter VSM (Vehicle System Manager) enables customization of truck performance to suit application needs.

- Communicates with motor controllers and operator display via CANbus
- Monitors truck functions and stores data
- Advanced thermal management and truck diagnostics
- Interfaces Service and Diagnostic Tools
- Interfaces all operator control devices
- Interfaces all on-board sensors



A. Easy Battery Access

Superior Serviceability

- The E45-70XN series utilizes CANbus communications to simplify wiring and improve serviceability.
- State-of-the-art onboard diagnostics reduce repair time and minimize expensive parts swapping.
- Direct access for service is a key element for easier daily maintenance or service. The result is reduced down-time for continued productivity.
- Easy battery access is provided via the gas spring-assisted hood and quick release handle. (Photo A)

Unrestricted service access

- Two-piece floor plate and side plates can be easily removed for access to:
 - Brake fluid reservoir
 - Hydraulic filter
 - Hydraulic valve
 - VSM
 - Tilt Cylinders
- Lift out rear floor plate, requires no tools, for quick and easy daily operator checks. (Photo B)
- Removable side plates provide additional access to all major truck components.



B. Unrestricted Service Access

The superior ergonomic design of the new E45-70XN means greater comfort for your operator. Enhanced ergonomics combined with customizable performance characteristics enhance overall productivity and uptime.

Superior Operator Compartment

- Choice of two configurations that employ seat side hydraulic levers or TouchPoint™ mini-levers to provide you unsurpassed, low effort, tactile control of all hydraulic functions.
- 20% Increase in Floor Space – uncluttered floor area promotes operator comfort. *(Photo A)*
- Easy-to-use 3-point entry design of operator compartment uses a large molded hand grip, hip restraint and open non-slip step with a low step height to minimize muscle/joint strain during entry/exit. *(Photo B)*
- Forward placement and angle of pedals provide more operator foot room.
- Electronic floor-mounted accelerator pedal.
- Placement and size of brake pedal allows actuation with either foot.
- Thickest floormat in the industry provides greater operator comfort.
- Seat is rotated 3° to the right for a more natural operating position and the optional full suspension seat offers adjustable weight control, easy fore/aft adjustment, and an adjustable seat back angle for the most comfortable working position. *(Photo C)*

Hydraulic Controls

- Choose armrest with built-in E-hydraulic TouchPoint™ mini-levers, or alternative seat side mechanical levers.
- Optional Electro-Hydraulic Controls with TouchPoint™ mini-levers provide precise fingertip control of all hydraulic functions. An adjustable armrest with palm rest, mounted on the operator seat, positions the mini-levers in the most comfortable and efficient position.
- The armrest is cushioned and contoured to provide full forearm support. The hydraulic functions, seat side directional control switch, horn and emergency disconnect button are all incorporated in the armrest and designed to maximize operator comfort and ease of use. *(Photo D)*



A. Uncluttered Floor Space

Precise, Effortless Operation

- Improved brake pedal layout and the minimal braking requirements of the Auto Deceleration System significantly reduce operator fatigue.
- Rear drive handle (optional) provides an excellent hand hold for reverse driving while giving ready access to the auxiliary horn button for use when approaching cross-aisles and pedestrian traffic areas.
- An infinitely adjustable steer column and optional full suspension seat assures the right fit for any operator. *(Photo E)*
- A choice of 6 different seats enables a more customizable level of operator comfort through its enhanced design and adjustable features.
- Increased shoulder clearance – a result of the redesigned overhead guard and 20% more floor space – gives operators greater foot room.
- The standard 12-inch steering wheel with integrated spinner knob reduces fatigue while providing more knee room and goes lock-to-lock in just 4 turns for superior efficiency, maneuverability and control.
- Industry Exclusive Automatic Park Brake Option automatically applies the park brake when the truck is stationary and releases the park brake when the accelerator pedal is depressed.




B. Easy 3-Point Entry



C. Comfortable Seat



D. Adjustable Armrest



E. Infinitely Adjustable Tilt Steer Column

Increase throughput and sales volume while reducing operating costs. Productivity means moving more of your loads in less time with less cost. The Hyster® E45-70XN series has been proven to be a leader in productivity.

Superior Operator Control

- Mast provides fast lift and lower speeds combined with superb visibility. (Photo A)
- The optional Hyster-designed integral sideshift provides excellent visibility and affords greater capacities than carriage mounted sideshifts.
- Low effort, ergonomically placed seat side hydraulic levers, with optional thumb-actuated seat side directional control provide operator comfort minimizing fatigue and maximizing productivity.
- Choose from the seat side directional control or the Hyster-exclusive MONOTROL® pedal for quicker, smoother control of travel speed and direction, improving operator efficiency and bolstering productivity. (Photo B, Photo C)
- Infinitely adjustable tilt steer column provides increased comfort while minimizing fatigue.
- On-demand hydrostatic steering provides low effort steering and superior control with reduced noise.
- Power-assisted braking improves brake life while reducing operator effort.

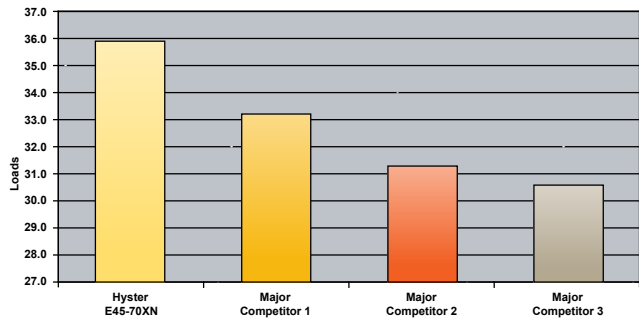


A. Superb Visibility

'Heads-up' Multifunction Display (Photo D)

- Offers greater visibility for the operator.
- Large, LCD backlit screen for easy viewing.
- 4 operator selectable performance modes (standard).
- Service password access for set-up and diagnostics.
- Displays status codes and warning lights.

Maximum Productivity (Loads/Hour)



The enhanced performance of the Hyster E45-70XN provides Maximum Productivity.

AC Technology

- Delivers quick and smooth changes in travel direction, offers precise speed control with excellent acceleration which significantly increases productivity.
- The standard "Extended Shift" feature allows enhanced run time without recharging over longer periods.
- Maintains top speed regardless of load or battery discharge level with enhanced performance on ramps when "Extended Shift" is off.
- AC transistor hydraulic control enables precise load handling with greater efficiency and less noise.
- Hyster®-designed thermal management system maximizes performance during continuous operation, while preventing damage to components due to heat.
- Exclusive 80 Volt PowerPlus Performance option for superior performance and enhanced productivity.
- The 48 or 80 volt options provide up to 12% increase in travel and hoist speeds.

Performance Modes

- Adjustment of customizable performance parameters to match your application needs is accessible via the 'heads-up' multifunction display and technician password protection.
- A significant increase in loaded travel speeds and acceleration rates beyond the standard setting is possible when the "Extended Shift" setting is turned off.
- Our standard "Extended Shift" AC controller setting provides the optimum balance between performance needs and battery shift life.

Operator Convenience Station (Photo E)

- Industry-leading dash storage area provides the operator a productive work environment.
- Dedicated storage areas for markers, cell phone, PDA or 2-way radios, gloves, clipboards, pick tickets, beverages, flashlight, box-cutter... a place for almost anything an operator needs.



B. Convenient Seat Side Directional



C. Efficient Monotrol Pedal

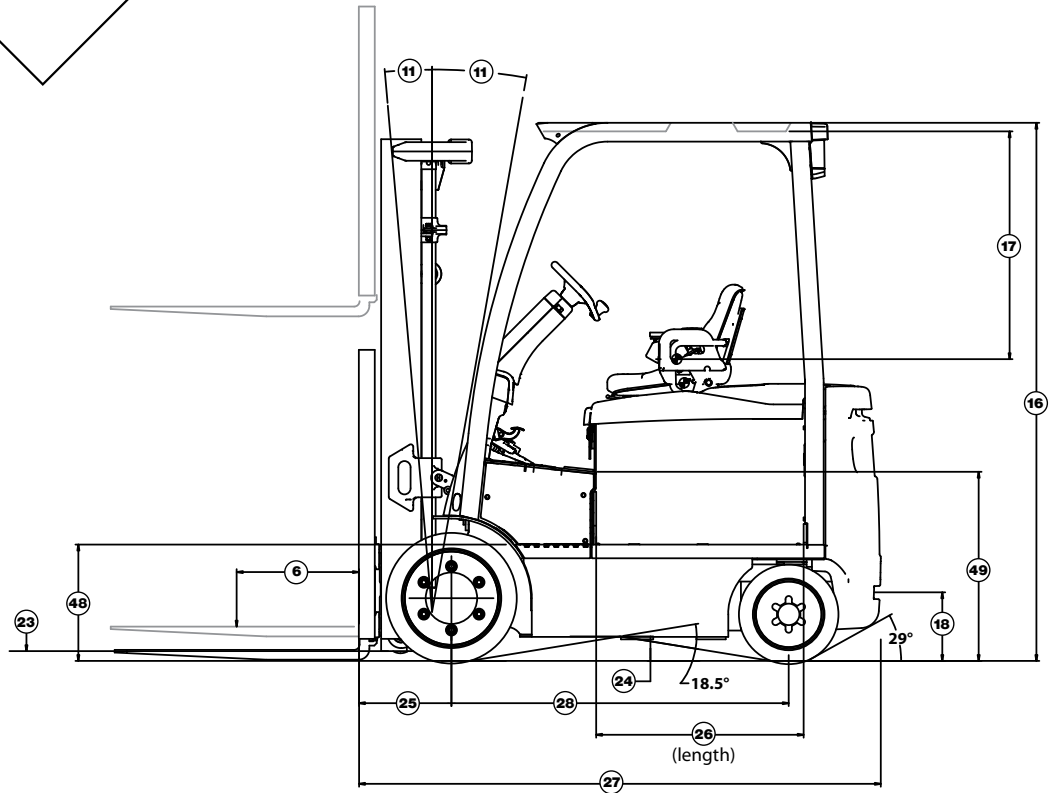
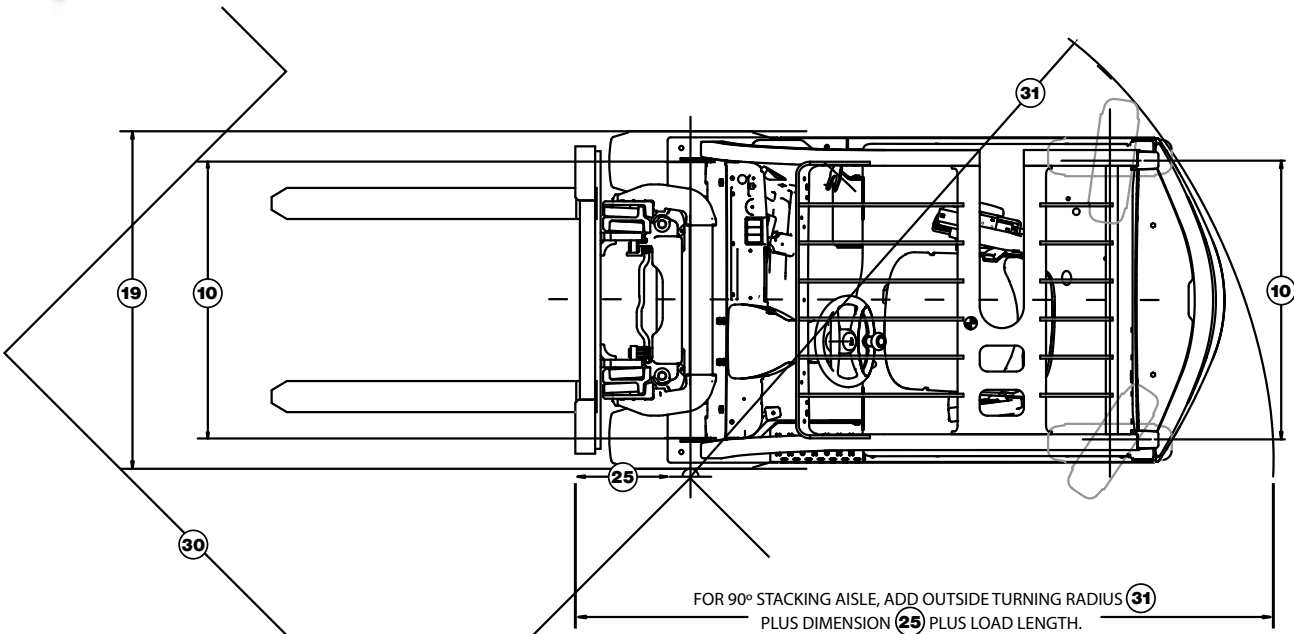


D. High Visibility Multifunction Display



E. Versatile Operator Convenience Station

DIMENSIONS



Circled dimensions correspond to the line numbers on the tabulated chart inside the Technical Guide. Dimensions are in inches (millimeters).

E45XN SPECIFICATIONS

| | | | | | | | | |
|---------------------|------------------|--|--|---|---------------------------|---|-----------------------------|------------------------|
| GENERAL | 1 | Manufacturer | Hyster Company | | | | | |
| | 2 | Model Designation | E45XN | | | | | |
| | 3 | Power | Electric | | | | | |
| | 4 | Operation | Sit | | | | | |
| | 5 | Rated Capacity | lb. (kg) | 4500 (2041) | | | | |
| | 6 | Load Center | in. (mm) | 24 (610) | | | | |
| TIRES | 7 | Tire Type | front/rear | Cushion/Cushion | | | | |
| | 8 | Tire Size (Drive/Steer) | in. | 21 x 7 x 15 /16 x 5 x 10.5 | | | | |
| | 9 | Number (x=Driven) | front/rear | 2X/2 | | | | |
| DIMENSIONS | 10 | Tread | Ctr. of Tires | Std Dr/Wide Dr/Steer | in. (mm) | 35.1/41.9/37 (892/1064/940) | | |
| | 11 | Mast Tilt | Std | Opt | Opt | degrees | 5F/5B 10F/5B (5F/4B) | |
| | 12 | Mast - Lowered Height | Std Mast | | in. (mm) | 83 (2085) | | |
| | 13 | Free Lift - Top of Fork | Std 2 Stg Limited Free Lift Mast | | in. (mm) | 5 (140) | | |
| | | | Opt 2 Stg Full Free Lift Mast with/without LBR | | in. (mm) | 33/60 (860/1525) | | |
| | 14 | Lift Height - Top of Fork | Std 2 Stg Limited Free Lift Mast | | in. (mm) | 125 (3192) | | |
| | 15 | | Mast - Extended Height | | Std Mast with/without LBR | in. (mm) | 174/148 (4415/3740) | |
| | 16 | Overhead Guard Height | Std/Drive in Rack/Opt Flat Plate | | in. (mm) | 88.5/88.5/86.5/84.1 (2248/2248/2197/2137) | | |
| | 17 | SIP to Bottom Std OHG | Seat Depressed | Std/Susp/Swivel | in. (mm) | 38.5/39/38.8 (978/993/988) | | |
| | 18 | Tow Pin Height | Vertical Center of Pin | | in. (mm) | 11 (280) | | |
| | 19 | Overall Width | Standard Tread/Wide Tread | | in. (mm) | 42.1/48.9 (1070/1242) | | |
| | 20 | Forks | Thickness x Width x Length | | in. (mm) | 1.6 x 3.9 x 42 (40 x 100 x 1067) | | |
| | 21 | Standard Carriage Width | Class II | | in. (mm) | 38.5 (977) | | |
| | 22 | Floor to Top of Battery Rollers | | | in. (mm) | 17 (432) | | |
| | 23 | Ground Clearance | Lowest Point (NL/RL) | | in. (mm) | 3.6/3.3 (91/85) | | |
| | 24 | | Center of Truck (NL/RL) | | in. (mm) | 3.9/3.6 (98/92) | | |
| | 25 | Load Distance | Center of Wheel to Face of Forks | | in. (mm) | 14.8 (377) | | |
| | 26 | Battery Compartment | Height | without/with Batt. Rollers | in. (mm) | 23.9/23.5 (607/597) | | |
| | | | Width | | in. (mm) | 39.1 (992) | | |
| | 27 | Length to Face of Forks | Nominal | SIZE | | 27" | 30" | 33" |
| | | | Length | Actual | in. (mm) | 27.6 (700) | 30.9 (786) | 33.3 (847) |
| | 28 | Wheelbase | Chassis Length | | in. (mm) | 78.9 (2003) | 81.5 (2069) | 83.8 (2130) |
| | 29 | Right Angle Stack (with pallet W=40in, L=48in) | | | in. (mm) | 48.4 (1230) | 51.8 (1316) | 54.2 (1377) |
| | 30 | Equal Aisle | 90° Intersecting Aisle | | in. (mm) | 131.1 (3331) | 134.7 (3421) | 137 (3480) |
| | 31 | Outside Turning Radius | | | in. (mm) | 71.5 (1816) | 72.2 (1835) | 73 (1854) |
| | WT. | 32 | Truck Weight | Without Battery (NL) | lb. (kg) | 68.3 (1735) | 71.9 (1825) | 74.2 (1884) |
| | | 33 | Axle Loading - Drive | Static with Max. Wt. Battery (NL/RL) | lb. (kg) | 6860 (3112) | 6490 (2944) | 6520 (2957) |
| | | 34 | Axle Loading - Steer | Static with Max. Wt. Battery (NL/RL) | lb. (kg) | 4330/12434 (1964/5640) | 4575/12445 (2075/5645) | 4771/12491 (2164/5666) |
| | | | | lb. (kg) | 5867/2262 (2661/1026) | 5456/2086 (2475/946) | 5666/2469 (2582/1120) | |
| PERFORMANCE | | | | | Standard Performance | | Premium Performance Package | |
| | | | | | VOLTS | | VOLTS | |
| | 36 | Travel Speed | Extended Shift OFF (NL/RL) | mph (km/h) | 36 | 48 | 48 | 80 |
| | | | Extended Shift ON (NL/RL) | mph (km/h) | 10.9/9.9 (17.6/15.9) | 11.3/11.3 (18.2/18.2) | 12.3/12.8 (19.8/20.6) | 12.3/12.5 (19.8/20.1) |
| | 37 | Lift Speed | Std 2 Stg LFL Mast (NL/RL) | ft/min (m/sec) | 9.8/8.8 (15.8/14.2) | 10.7/9.9 (17.2/15.9) | 12.2/12.4 (19.7/19.9) | 12.2/12.3 (19.7/19.8) |
| | | | Opt 2 Stg FFL Mast (NL/RL) | ft/min (m/sec) | 100/59 (0.51/0.3) | 124/79 (0.63/0.4) | 142/102 (0.72/0.52) | 142/102 (0.72/0.52) |
| | | | Opt 3 Stg FFL Mast (NL/RL) | ft/min (m/sec) | 93/59 (0.47/0.3) | 124/81 (0.63/0.41) | 130/98 (0.66/0.5) | 130/98 (0.66/0.5) |
| | | | Opt 4 Stg FFL Mast (NL/RL) | ft/min (m/sec) | 94/59 (0.48/0.3) | 124/79 (0.63/0.4) | 134/100 (0.68/0.51) | 134/100 (0.68/0.51) |
| | 38 | Lower Speed | Std 2 Stg LFL Mast (NL/RL) | ft/min (m/sec) | 96/59 (0.49/0.3) | 0.67/79 (0.63/0.4) | 136/100 (0.69/0.51) | 136/100 (0.69/0.51) |
| | | | Opt 2 Stg FFL Mast (NL/RL) | ft/min (m/sec) | 100/112 (0.51/0.57) | | | |
| | | | Opt 3 Stg FFL Mast (NL/RL) | ft/min (m/sec) | 91/102 (0.46/0.52) | | | |
| | | | Opt 4 Stg FFL Mast (NL/RL) | ft/min (m/sec) | 93/106 (0.47/0.54) | | | |
| 39 | Gradability | 5 Minute Rating (NL/RL) | % | 39/23 | 40/25 | 39/27 | 39/34 | |
| | | 60 Minute Rating (NL/RL) | % | 14/8 | 15/9 | 25/16 | 32/20 | |
| 40 | Drawbar Pull | 5 Minute Rating (NL/RL) | lbf | 3373/3202 | 3486/3306 | 3773/3946 | 3773/4968 | |
| | | 60 Minute Rating (NL/RL) | lbf | 1317/1178 | 1402/1262 | 2545/2375 | 3208/3026 | |
| 41 | Brake | Method of Control (Service/Parking) | | Hydraulic/Mechanical | | | | |
| | | Method of Operation (Service/Parking) | | Foot/Foot | | | | |
| 42 | Battery | Type | | Lead Acid | | | | |
| | | | | Standard Performance | | Premium Performance Package | | |
| ELECTRIC | | | | | VOLTS | | VOLTS | |
| | 43 | Traction Motor | 60 Minute Rating | hp (kW) | 36 | 48 | 48 | 80 |
| | | | 15 Minute Rating | hp (kW) | 18 (13.4) | 18 (13.4) | 31.6 (23.6) | 31.6 (23.6) |
| | 44 | Pump Motor | Type/Control Method | | 21.5 (16) | 21.5 (16) | 31.8 (23.7) | 31.8 (23.7) |
| Type/Control Method | | | | AC/Transistor | | | | |
| 45 | Traction Motor | Type/Control Method | | AC/Transistor | | | | |
| | | Type/Control Method | | AC/Transistor | | | | |
| 46 | Number of Speeds | Traction/Pump | | Infinitely Variable/Infinitely Variable | | | | |
| OTHER | 47 | Step Height | in. (mm) | 18.7 (475) | | | | |
| | 48 | Floor Height | Lowest Point | in. (mm) | 30.4 (772) | | | |
| | 49 | Attachment Relief Pressure | | psi (bar) | 2250 (155.1) | | | |
| | 50 | Auxiliary Oil Flow | 3rd and 4th Function | gal/min (l/min) | 11 (40) | | | |
| 51 | Sound Level | Measured per ANSI B56.11.5 | | 60 | 60 | 65 | 65 | |

CERTIFICATION: These Hyster lift trucks meet design specifications of Part II ANSI B56.1-1969, as required by OSHA Section 1910.178(a)(2) and also comply with Part III ANSI B56.1-revision in effect at time of manufacture. Certification of compliance with the applicable ANSI standards appears on the lift truck.
 † NOTE: Performance specifications / ratings are for truck equipped as described under Standard Equipment in this Technical Guide. Performance specifications are affected by the condition of the vehicle and how it is equipped, as well as by the nature and condition of the operating area. Specifications are subject to change and the proposed application should be discussed with your authorized Hyster Company Dealer.

E50XN SPECIFICATIONS

| | | | | | | | | |
|-------------|------------|--|----------------------------------|--|---|-----------------------------|------------------------|-----------------------------|
| GENERAL | 1 | Manufacturer | | Hyster Company | | | | |
| | 2 | Model Designation | | E50XN | | | | |
| | 3 | Power | | Electric | | | | |
| | 4 | Operation | | Sit | | | | |
| TIRES | 5 | Rated Capacity | lb. (kg) | 5000 (2268) | | | | |
| | 6 | Load Center | in. (mm) | 24 (610) | | | | |
| | 7 | Tire Type | front/rear | Cushion/Cushion | | | | |
| | 8 | Tire Size (Drive/Steer) | in. | 21 x 7 x 15 /16 x 5 x 10.5 | | | | |
| | 9 | Number (x=Driven) | front/rear | 2X/2 | | | | |
| | 10 | Tread | Ctr. of Tires | Std Dr/Wide Dr/Steer | in. (mm) | 35.1/41.9/37 (892/1064/940) | | |
| | 11 | Mast Tilt | Std | Opt | Opt | degrees | 5F/5B 10F/5B (5F/4B) | |
| | 12 | Mast - Lowered Height | Std Mast | | in. (mm) | 83 (2085) | | |
| | 13 | Free Lift - Top of Fork | Std 2 Stg Limited Free Lift Mast | | in. (mm) | 5 (140) | | |
| | DIMENSIONS | | | Opt 2 Stg Full Free Lift Mast with/without LBR | in. (mm) | 33/60 (860/1525) | | |
| 14 | | Lift Height - Top of Fork | Std 2 Stg Limited Free Lift Mast | in. (mm) | 125 (3192) | | | |
| 15 | | Mast - Extended Height | Std Mast with/without LBR | in. (mm) | 174/148 (4415/3740) | | | |
| 16 | | Overhead Guard Height | Std/Drive in Rack/Opt/Flat Plate | in. (mm) | 88.5/88.5/86.5/84.1 (2248/2248/2197/2137) | | | |
| 17 | | SIP to Bottom Std OHG | Seat Depressed | Std/Susp/Swivel | in. (mm) | 38.5/39/38.8 (978/993/988) | | |
| 18 | | Tow Pin Height | Vertical Center of Pin | in. (mm) | 11 (280) | | | |
| 19 | | Overall Width | Standard Tread/Wide Tread | in. (mm) | 42.1/48.9 (1070/1242) | | | |
| 20 | | Forks | Thickness x Width x Length | in. (mm) | 1.6 x 3.9 x 42 (40 x 100 x 1067) | | | |
| 21 | | Standard Carriage Width | Class II | in. (mm) | 38.5 (977) | | | |
| 22 | | Floor to Top of Battery Rollers | | in. (mm) | 17 (432) | | | |
| 23 | | Ground Clearance | Lowest Point (NL/RL) | in. (mm) | 3.6/3.3 (91/85) | | | |
| 24 | | Ground Clearance | Center of Truck (NL/RL) | in. (mm) | 3.9/3.6 (98/92) | | | |
| 25 | | Load Distance | Center of Wheel to Face of Forks | in. (mm) | 14.8 (377) | | | |
| 26 | | Battery Compartment | Height | without/with Batt. Rollers | in. (mm) | 23.9/23.5 (607/597) | | |
| | | | Width | | in. (mm) | 39.1 (992) | | |
| | | | | Nominal | SIZE | 27" | 30" | 33" |
| | | | Length | Actual | in. (mm) | 27.6 (700) | 30.9 (786) | 33.3 (847) |
| 27 | | Length to Face of Forks | Chassis Length | in. (mm) | 79.8 (2027) | 82.2 (2089) | 83.8 (2130) | |
| 28 | | Wheelbase | | in. (mm) | 48.4 (1230) | 51.8 (1316) | 54.2 (1377) | |
| 29 | | Right Angle Stack (with pallet W=40in, L=48in) | | in. (mm) | 132 (3354) | 134.7 (3422) | 137 (3480) | |
| 30 | | Equal Aisle | 90° Intersecting Aisle | in. (mm) | 71.6 (1818) | 72.3 (1837) | 73 (1854) | |
| 31 | | Outside Turning Radius | | in. (mm) | 69.2 (1757) | 71.9 (1825) | 74.2 (1884) | |
| WT. | | 32 | Truck Weight | Without Battery (NL) | lb. (kg) | 7270 (3298) | 6910 (3134) | 6520 (2957) |
| | | 33 | Axle Loading - Drive | Static with Max. Wt. Battery (NL/RL) | lb. (kg) | 4231/13230 (1919/6001) | 4500/13243 (2041/6007) | 4771/13349 (2164/6055) |
| | | 34 | Axle Loading - Steer | Static with Max. Wt. Battery (NL/RL) | lb. (kg) | 6389/2383 (2898/1081) | 5955/2209 (2701/1002) | 5666/2112 (2164/958) |
| | | | | | | Standard Performance | | |
| PERFORMANCE | | | | VOLTS | 36 | 48 | 48 | 80 |
| | 36 | Travel Speed | Extended Shift OFF (NL/RL) | mph (km/h) | 10.7/9.6 (17.3/15.4) | 11.3/11.3 (18.2/18.2) | 12.3/12.5 (19.8/20.1) | 12.3/12.5 (19.8/20.1) |
| | | | Extended Shift ON (NL/RL) | mph (km/h) | 9.7/8.7 (15.6/14) | 10.6/9.8 (17.1/15.8) | 12.2/12.4 (19.7/19.9) | 12.2/12.2 (19.7/19.7) |
| | 37 | Lift Speed | Std 2 Stg LFL Mast (NL/RL) | ft/min (m/sec) | 100/55 (0.51/0.28) | 124/75 (0.63/0.38) | 142/96 (0.72/0.49) | 142/96 (0.72/0.49) |
| | | | Opt 2 Stg FFL Mast (NL/RL) | ft/min (m/sec) | 93/57 (0.47/0.29) | 124/77 (0.63/0.39) | 130/93 (0.66/0.47) | 130/93 (0.66/0.47) |
| | | | Opt 3 Stg FFL Mast (NL/RL) | ft/min (m/sec) | 94/57 (0.48/0.29) | 124/77 (0.63/0.39) | 134/94 (0.68/0.48) | 134/94 (0.68/0.48) |
| | | | Opt 4 Stg FFL Mast (NL/RL) | ft/min (m/sec) | 96/57 (0.49/0.29) | 124/75 (0.63/0.38) | 136/94 (0.69/0.48) | 136/94 (0.69/0.48) |
| | 38 | Lower Speed | Std 2 Stg LFL Mast (NL/RL) | ft/min (m/sec) | 100/112 (0.51/0.57) | | | |
| | | | Opt 2 Stg FFL Mast (NL/RL) | ft/min (m/sec) | 91/106 (0.46/0.54) | | | |
| | | | Opt 3 Stg FFL Mast (NL/RL) | ft/min (m/sec) | 93/108 (0.47/0.55) | | | |
| | | | Opt 4 Stg FFL Mast (NL/RL) | ft/min (m/sec) | 77/91 (0.39/0.46) | | | |
| | 39 | Gradability | 5 Minute Rating (NL/RL) | % | 35/20 | 36/21 | 39/25 | 39/33 |
| | | | 60 Minute Rating (NL/RL) | % | 13/7 | 14/8 | 25/15 | 32/19 |
| | 40 | Drawbar Pull | 5 Minute Rating (NL/RL) | lbf | 3358/3152 | 3464/3257 | 3773/3909 | 3773/4926 |
| | | 60 Minute Rating (NL/RL) | lbf | 1295/1129 | 1380/1212 | 2545/2345 | 3208/2993 | |
| 41 | Brake | Method of Control (Service/Parking) | | Hydraulic/Mechanical | | | | |
| | | Method of Operation (Service/Parking) | | Foot/Foot | | | | |
| ELECTRIC | 42 | Battery | Type | | Lead Acid | | | |
| | | | | | Standard Performance | | | Premium Performance Package |
| | | | | VOLTS | 36 | 48 | 48 | 80 |
| | 43 | Traction Motor | 60 Minute Rating | hp (kW) | 18 (13.4) | 18 (13.4) | 25.5 (19) | 31.6 (23.6) |
| | 44 | Pump Motor | 15 Minute Rating | hp (kW) | 21.5 (16) | 21.5 (16) | 31.9 (23.8) | 31.8 (23.7) |
| | 45 | Traction Motor | Type/Control Method | | AC/Transistor | | | |
| | 46 | Pump Motor | Type/Control Method | | AC/Transistor | | | |
| | 47 | Number of Speeds | Traction/Pump | | Infinitely Variable/Infinitely Variable | | | |
| OTHER | 48 | Step Height | in. (mm) | 18.7 (475) | | | | |
| | 49 | Floor Height | Lowest Point | in. (mm) | 30.4 (772) | | | |
| | 50 | Attachment Relief Pressure | | psi (bar) | 2255 (155.5) | | | |
| | 51 | Auxiliary Oil Flow | 3rd and 4th Function | gal/min (l/min) | 11 (40) | | | |
| | 52 | Sound Level | Measured per ANSI B56.11.5 | dB (A) | 60 | 60 | 65 | 65 |

CERTIFICATION: These Hyster lift trucks meet design specifications of Part II ANSI B56.1-1969, as required by OSHA Section 1910.178(a)(2) and also comply with Part III ANSI B56.1-revision in effect at time of manufacture. Certification of compliance with the applicable ANSI standards appears on the lift truck.
 † NOTE: Performance specifications / ratings are for truck equipped as described under Standard Equipment in this Technical Guide. Performance specifications are affected by the condition of the vehicle and how it is equipped, as well as by the nature and condition of the operating area. Specifications are subject to change and the proposed application should be discussed with your authorized Hyster Company Dealer.

E55XN SPECIFICATIONS

13

| | | | | | | | | |
|------------|-------------|--|--|--------------------------------------|---|---|-----------------------------|-----------------------|
| GENERAL | 1 | Manufacturer | | Hyster Company | | | | |
| | 2 | Model Designation | | E55XN | | | | |
| | 3 | Power | | Electric | | | | |
| | 4 | Operation | | Sit | | | | |
| | 5 | Rated Capacity | lb. (kg) | 5500 (2495) | | | | |
| | 6 | Load Center | in. (mm) | 24 (610) | | | | |
| TIRES | 7 | Tire Type | front/rear | Cushion/Cushion | | | | |
| | 8 | Tire Size (Drive/Steer) | in. | 21 x 7 x 15 /16 x 5 x 10.5 | | | | |
| | 9 | Number (x=Driven) | front/rear | 2X/2 | | | | |
| DIMENSIONS | 10 | Tread | Ctr. of Tires | Std Dr/Wide Dr/Steer | in. (mm) | 35.1/41.9/37 (892/1064/940) | | |
| | 11 | Mast Tilt | Std | Opt | Opt | degrees | 5F/5B 10F/5B (5F/4B) | |
| | 12 | Mast - Lowered Height | Std Mast | | in. (mm) | 83 (2085) | | |
| | 13 | Free Lift - Top of Fork | Std 2 Stg Limited Free Lift Mast | | in. (mm) | 5 (140) | | |
| | | | Opt 2 Stg Full Free Lift Mast with/without LBR | | in. (mm) | 33/60 (860/1525) | | |
| | 14 | Lift Height - Top of Fork | Std 2 Stg Limited Free Lift Mast | | in. (mm) | 125 (3192) | | |
| | 15 | Mast - Extended Height | Std Mast with/without LBR | | in. (mm) | 174/148 (4415/3740) | | |
| | 16 | Overhead Guard Height | Std/Drive in Rack/Opt/Flat Plate | | in. (mm) | 88.5/88.5/86.5/84.1 (2248/2248/2197/2137) | | |
| | 17 | SIP to Bottom Std OHG | Seat Depressed | Std/Susp/Swivel | in. (mm) | 38.5/39/38.8 (978/993/988) | | |
| | 18 | Tow Pin Height | Vertical Center of Pin | | in. (mm) | 11 (280) | | |
| | 19 | Overall Width | Standard Tread/Wide Tread | | in. (mm) | 42.1/48.9 (1070/1242) | | |
| | 20 | Forks | Thickness x Width x Length | | in. (mm) | 1.6 x 3.9 x 42 (40 x 100 x 1067) | | |
| | 21 | Standard Carriage Width | Class II | | in. (mm) | 38.5 (977) | | |
| | 22 | Floor to Top of Battery Rollers | | | in. (mm) | 17 (432) | | |
| | 23 | Ground Clearance | Lowest Point (NL/RL) | | in. (mm) | 3.6/3.3 (91/85) | | |
| | 24 | Ground Clearance | Center of Truck (NL/RL) | | in. (mm) | 3.9/3.6 (98/92) | | |
| | 25 | Load Distance | Center of Wheel to Face of Forks | | in. (mm) | 14.8 (377) | | |
| | 26 | Battery Compartment | Height | without/with Batt. Rollers | in. (mm) | 23.9/23.5 (607/597) | | |
| | | | Width | | in. (mm) | 39.1 (992) | | |
| | | | | Nominal | SIZE | 33" | | |
| | | | Length | Actual | in. (mm) | 33.3 (847) | | |
| | 27 | Length to Face of Forks | Chassis Length | | in. (mm) | 84.6 (2150) | | |
| | 28 | Wheelbase | | | in. (mm) | 54.2 (1377) | | |
| | 29 | Right Angle Stack (with pallet W=40in, L=48in) | | | in. (mm) | 137.4 (3490) | | |
| | 30 | Equal Aisle | 90° Intersecting Aisle | | in. (mm) | 73.6 (1869) | | |
| | 31 | Outside Turning Radius | | | in. (mm) | 74.5 (1893) | | |
| | WT. | 32 | Truck Weight | Without Battery (NL) | lb. (kg) | 6950 (3152) | | |
| | | 33 | Axle Loading - Drive | Static with Max. Wt. Battery (NL/RL) | lb. (kg) | 4738/14174 (2149/6429) | | |
| | | 34 | Axle Loading - Steer | Static with Max. Wt. Battery (NL/RL) | lb. (kg) | 5666/2286 (2823/1037) | | |
| | PERFORMANCE | | | | Standard Performance | | Premium Performance Package | |
| | | | VOLTS | 36 | 48 | 48 | 80 | |
| 36 | | Travel Speed | Extended Shift OFF (NL/RL) | mph (km/h) | 10.7/9.4 (17.3/15.1) | 11.3/11.3 (18.2/18.2) | 12.3/12.8 (19.8/20.6) | 12.3/12.5 (19.8/20.1) |
| | | | Extended Shift ON (NL/RL) | mph (km/h) | 9.6/8.5 (15.5/13.7) | 10.5/9.6 (16.9/15.5) | 12.2/12.4 (19.7/19.9) | 12.2/12.2 (19.7/19.7) |
| 37 | | Lift Speed | Std 2 Stg LFL Mast (NL/RL) | ft/min (m/sec) | 100/53 (0.51/0.27) | 124/71 (0.63/0.36) | 142/93 (0.72/0.47) | 142/93 (0.72/0.47) |
| | | | Opt 2 Stg FFL Mast (NL/RL) | ft/min (m/sec) | 93/57 (0.47/0.29) | 124/75 (0.63/0.38) | 130/89 (0.66/0.45) | 130/89 (0.66/0.45) |
| | | | Opt 3 Stg FFL Mast (NL/RL) | ft/min (m/sec) | 94/55 (0.48/0.28) | 124/73 (0.63/0.37) | 134/91 (0.68/0.46) | 134/91 (0.68/0.46) |
| | | | Opt 4 Stg FFL Mast (NL/RL) | ft/min (m/sec) | 96/57 (0.49/0.29) | 124/75 (0.63/0.38) | 136/94 (0.69/0.48) | 136/94 (0.69/0.48) |
| 38 | | Lower Speed | Std 2 Stg LFL Mast (NL/RL) | ft/min (m/sec) | 100/114 (0.51/0.58) | | | |
| | | | Opt 2 Stg FFL Mast (NL/RL) | ft/min (m/sec) | 91/108 (0.46/0.55) | | | |
| | | | Opt 3 Stg FFL Mast (NL/RL) | ft/min (m/sec) | 93/110 (0.47/0.56) | | | |
| | | | Opt 4 Stg FFL Mast (NL/RL) | ft/min (m/sec) | 77/91 (0.39/0.46) | | | |
| 39 | | Gradability | 5 Minute Rating (NL/RL) | % | 34/19 | 34/20 | 36/24 | 36/30 |
| | | | 60 Minute Rating (NL/RL) | % | 12/7 | 13/8 | 24/14 | 31/18 |
| 40 | | Drawbar Pull | 5 Minute Rating (NL/RL) | lbf | 3350/3139 | 3456/3243 | 3715/3868 | 3715/4881 |
| | | 60 Minute Rating (NL/RL) | lbf | 1287/1111 | 1373/1198 | 2535/2310 | 3198/2956 | |
| 41 | Brake | Method of Control (Service/Parking) | | Hydraulic/Mechanical | | | | |
| | | Method of Operation (Service/Parking) | | Foot/Foot | | | | |
| ELECTRIC | 42 | Battery | Type | | Lead Acid | | | |
| | | | | Standard Performance | | PowerPlus Performance | | |
| | | | VOLTS | 36 | 48 | 48 | 80 | |
| | 43 | Traction Motor | 60 Minute Rating | hp (kW) | 18 (13.4) | 18 (13.4) | 25.5 (19) | 31.6 (23.6) |
| | 44 | Pump Motor | 15 Minute Rating | hp (kW) | 21.5 (16) | 21.5 (16) | 31.9 (23.8) | 31.8 (23.7) |
| | 45 | Traction Motor | Type/Control Method | | AC/Transistor | | | |
| | 46 | Pump Motor | Type/Control Method | | AC/Transistor | | | |
| | 47 | Number of Speeds | Traction/Pump | | Infinitely Variable/Infinitely Variable | | | |
| OTHER | 48 | Step Height | in. (mm) | 18.7 (475) | | | | |
| | 49 | Floor Height | Lowest Point | in. (mm) | 30.4 (772) | | | |
| | 50 | Attachment Relief Pressure | | psi (bar) | 2250 (155.1) | | | |
| | 51 | Auxiliary Oil Flow | 3rd and 4th Function | gal/min (l/min) | 11 (40) | | | |
| | 52 | Sound Level | Measured per ANSI B56.11.5 | dB (A) | 60 | 60 | 65 | 65 |

E60XN SPECIFICATIONS

| GENERAL | 1 | Manufacturer | | Hyster Company | | | | | | | | | | | | | | | | | | | | | | | | | | | | | | | | | | | | | | | | | | | | | | | | | | | | | | | | | | | | | | | | | | | | | | | | | | | | | | | | | | | | | | | | | | | | | | | | | | | | | | | | | | | | | | | | | | | | | | | | | | | | | | | | | | | | | | | | | | | | | | | | | | | | | | | | | | | | | | | | | | | | | | | | | | | | | | | | | | | | | | | | | | | | | | | | | | | | | | | | | | | | | | | | | | | | | | | | | | | | | | | | | | | | | | | | | | |
|------------|------------------|--|--|---|---|---|-----------------------|-------------|--|----------------------|--|-----------------------------|--|--|--|----|----|----|----|----|--------------|----------------------------|------------|--------------------|-----------------------|-----------------------|-----------------------|--|---------------------------|------------|---------------------|----------------------|-----------------------|-----------------------|----|------------|----------------------------|----------------|-------------------|--------------------|--------------------|--------------------|--|----------------------------|----------------|-------------------|--------------------|--------------------|--------------------|--|----------------------------|----------------|-------------------|--------------------|-------------------|-------------------|--|----------------------------|----------------|-------------------|--------------------|--------------------|--------------------|----|-------------|----------------------------|----------------|--------------------|--|--|--|--|----------------------------|----------------|--------------------|--|--|--|--|----------------------------|----------------|-------------------|--|--|--|--|----------------------------|----------------|-------------------|--|--|--|----|-------------|-------------------------|---|-------|-------|-------|-------|--|--------------------------|---|------|------|-------|-------|----|--------------|-------------------------|-----|-----------|-----------|-----------|-----------|--|--------------------------|-----|-----------|-----------|-----------|-----------|----|-------|-------------------------------------|--|----------------------|--|--|--|--|---------------------------------------|--|-----------|--|--|--|----------|----|---------|------|--|-----------|--|--|--|--|--|----------------------|--|-----------------------|--|--|--|-------|----|----|----|----|----|----------------|------------------|---------|-----------|-----------|-----------|-------------|----|------------|------------------|---------|-----------|-----------|-------------|-------------|----|----------------|---------------------|--|---------------|--|--|--|----|------------|---------------------|--|---------------|--|--|--|----|------------------|---------------|--|---|--|--|--|-------|----|-------------|----------|------------|--|--|--|----|--------------|--------------|----------|------------|--|--|--|----|----------------------------|--|-----------|--------------|--|--|--|----|--------------------|----------------------|-----------------|---------|--|--|--|----|-------------|----------------------------|--------|----|----|----|
| | 2 | Model Designation | | E60XN | | | | | | | | | | | | | | | | | | | | | | | | | | | | | | | | | | | | | | | | | | | | | | | | | | | | | | | | | | | | | | | | | | | | | | | | | | | | | | | | | | | | | | | | | | | | | | | | | | | | | | | | | | | | | | | | | | | | | | | | | | | | | | | | | | | | | | | | | | | | | | | | | | | | | | | | | | | | | | | | | | | | | | | | | | | | | | | | | | | | | | | | | | | | | | | | | | | | | | | | | | | | | | | | | | | | | | | | | | | | | | | | | | | | | | | | | | |
| | 3 | Power | | Electric | | | | | | | | | | | | | | | | | | | | | | | | | | | | | | | | | | | | | | | | | | | | | | | | | | | | | | | | | | | | | | | | | | | | | | | | | | | | | | | | | | | | | | | | | | | | | | | | | | | | | | | | | | | | | | | | | | | | | | | | | | | | | | | | | | | | | | | | | | | | | | | | | | | | | | | | | | | | | | | | | | | | | | | | | | | | | | | | | | | | | | | | | | | | | | | | | | | | | | | | | | | | | | | | | | | | | | | | | | | | | | | | | | | | | | | | | | |
| | 4 | Operation | | Sit | | | | | | | | | | | | | | | | | | | | | | | | | | | | | | | | | | | | | | | | | | | | | | | | | | | | | | | | | | | | | | | | | | | | | | | | | | | | | | | | | | | | | | | | | | | | | | | | | | | | | | | | | | | | | | | | | | | | | | | | | | | | | | | | | | | | | | | | | | | | | | | | | | | | | | | | | | | | | | | | | | | | | | | | | | | | | | | | | | | | | | | | | | | | | | | | | | | | | | | | | | | | | | | | | | | | | | | | | | | | | | | | | | | | | | | | | | |
| | 5 | Rated Capacity | lb. (kg) | 6000 (2722) | | | | | | | | | | | | | | | | | | | | | | | | | | | | | | | | | | | | | | | | | | | | | | | | | | | | | | | | | | | | | | | | | | | | | | | | | | | | | | | | | | | | | | | | | | | | | | | | | | | | | | | | | | | | | | | | | | | | | | | | | | | | | | | | | | | | | | | | | | | | | | | | | | | | | | | | | | | | | | | | | | | | | | | | | | | | | | | | | | | | | | | | | | | | | | | | | | | | | | | | | | | | | | | | | | | | | | | | | | | | | | | | | | | | | | | | | | |
| | 6 | Load Center | in. (mm) | 24 (610) | | | | | | | | | | | | | | | | | | | | | | | | | | | | | | | | | | | | | | | | | | | | | | | | | | | | | | | | | | | | | | | | | | | | | | | | | | | | | | | | | | | | | | | | | | | | | | | | | | | | | | | | | | | | | | | | | | | | | | | | | | | | | | | | | | | | | | | | | | | | | | | | | | | | | | | | | | | | | | | | | | | | | | | | | | | | | | | | | | | | | | | | | | | | | | | | | | | | | | | | | | | | | | | | | | | | | | | | | | | | | | | | | | | | | | | | | | |
| TIRES | 7 | Tire Type | front/rear | Cushion/Cushion | | | | | | | | | | | | | | | | | | | | | | | | | | | | | | | | | | | | | | | | | | | | | | | | | | | | | | | | | | | | | | | | | | | | | | | | | | | | | | | | | | | | | | | | | | | | | | | | | | | | | | | | | | | | | | | | | | | | | | | | | | | | | | | | | | | | | | | | | | | | | | | | | | | | | | | | | | | | | | | | | | | | | | | | | | | | | | | | | | | | | | | | | | | | | | | | | | | | | | | | | | | | | | | | | | | | | | | | | | | | | | | | | | | | | | | | | | |
| | 8 | Tire Size (Drive/Steer) | in. | 21 x 8 x 15 /16 x 6 x 10.5 | | | | | | | | | | | | | | | | | | | | | | | | | | | | | | | | | | | | | | | | | | | | | | | | | | | | | | | | | | | | | | | | | | | | | | | | | | | | | | | | | | | | | | | | | | | | | | | | | | | | | | | | | | | | | | | | | | | | | | | | | | | | | | | | | | | | | | | | | | | | | | | | | | | | | | | | | | | | | | | | | | | | | | | | | | | | | | | | | | | | | | | | | | | | | | | | | | | | | | | | | | | | | | | | | | | | | | | | | | | | | | | | | | | | | | | | | | |
| | 9 | Number (x=Driven) | front/rear | 2X/2 | | | | | | | | | | | | | | | | | | | | | | | | | | | | | | | | | | | | | | | | | | | | | | | | | | | | | | | | | | | | | | | | | | | | | | | | | | | | | | | | | | | | | | | | | | | | | | | | | | | | | | | | | | | | | | | | | | | | | | | | | | | | | | | | | | | | | | | | | | | | | | | | | | | | | | | | | | | | | | | | | | | | | | | | | | | | | | | | | | | | | | | | | | | | | | | | | | | | | | | | | | | | | | | | | | | | | | | | | | | | | | | | | | | | | | | | | | |
| DIMENSIONS | 10 | Tread | Ctr. of Tires | Std Dr/Wide Dr/Steer | in. (mm) | 35.6/40.9/37 (905/1039/940) | | | | | | | | | | | | | | | | | | | | | | | | | | | | | | | | | | | | | | | | | | | | | | | | | | | | | | | | | | | | | | | | | | | | | | | | | | | | | | | | | | | | | | | | | | | | | | | | | | | | | | | | | | | | | | | | | | | | | | | | | | | | | | | | | | | | | | | | | | | | | | | | | | | | | | | | | | | | | | | | | | | | | | | | | | | | | | | | | | | | | | | | | | | | | | | | | | | | | | | | | | | | | | | | | | | | | | | | | | | | | | | | | | | | | | | | |
| | 11 | Mast Tilt | Std | Opt | Opt | degrees | 5F/5B 10F/5B (5F/4B) | | | | | | | | | | | | | | | | | | | | | | | | | | | | | | | | | | | | | | | | | | | | | | | | | | | | | | | | | | | | | | | | | | | | | | | | | | | | | | | | | | | | | | | | | | | | | | | | | | | | | | | | | | | | | | | | | | | | | | | | | | | | | | | | | | | | | | | | | | | | | | | | | | | | | | | | | | | | | | | | | | | | | | | | | | | | | | | | | | | | | | | | | | | | | | | | | | | | | | | | | | | | | | | | | | | | | | | | | | | | | | | | | | | | | | | |
| | 12 | Mast - Lowered Height | Std Mast | | in. (mm) | 83 (2085) | | | | | | | | | | | | | | | | | | | | | | | | | | | | | | | | | | | | | | | | | | | | | | | | | | | | | | | | | | | | | | | | | | | | | | | | | | | | | | | | | | | | | | | | | | | | | | | | | | | | | | | | | | | | | | | | | | | | | | | | | | | | | | | | | | | | | | | | | | | | | | | | | | | | | | | | | | | | | | | | | | | | | | | | | | | | | | | | | | | | | | | | | | | | | | | | | | | | | | | | | | | | | | | | | | | | | | | | | | | | | | | | | | | | | | | | |
| | 13 | Free Lift - Top of Fork | Std 2 Stg Limited Free Lift Mast | | in. (mm) | 5 (140) | | | | | | | | | | | | | | | | | | | | | | | | | | | | | | | | | | | | | | | | | | | | | | | | | | | | | | | | | | | | | | | | | | | | | | | | | | | | | | | | | | | | | | | | | | | | | | | | | | | | | | | | | | | | | | | | | | | | | | | | | | | | | | | | | | | | | | | | | | | | | | | | | | | | | | | | | | | | | | | | | | | | | | | | | | | | | | | | | | | | | | | | | | | | | | | | | | | | | | | | | | | | | | | | | | | | | | | | | | | | | | | | | | | | | | | | |
| | | | Opt 2 Stg Full Free Lift Mast with/without LBR | | in. (mm) | 33/56 (855/1440) | | | | | | | | | | | | | | | | | | | | | | | | | | | | | | | | | | | | | | | | | | | | | | | | | | | | | | | | | | | | | | | | | | | | | | | | | | | | | | | | | | | | | | | | | | | | | | | | | | | | | | | | | | | | | | | | | | | | | | | | | | | | | | | | | | | | | | | | | | | | | | | | | | | | | | | | | | | | | | | | | | | | | | | | | | | | | | | | | | | | | | | | | | | | | | | | | | | | | | | | | | | | | | | | | | | | | | | | | | | | | | | | | | | | | | | | |
| | 14 | Lift Height - Top of Fork | Std 2 Stg Limited Free Lift Mast | | in. (mm) | 118 (3009) | | | | | | | | | | | | | | | | | | | | | | | | | | | | | | | | | | | | | | | | | | | | | | | | | | | | | | | | | | | | | | | | | | | | | | | | | | | | | | | | | | | | | | | | | | | | | | | | | | | | | | | | | | | | | | | | | | | | | | | | | | | | | | | | | | | | | | | | | | | | | | | | | | | | | | | | | | | | | | | | | | | | | | | | | | | | | | | | | | | | | | | | | | | | | | | | | | | | | | | | | | | | | | | | | | | | | | | | | | | | | | | | | | | | | | | | |
| | 15 | Mast - Extended Height | Std Mast with/without LBR | | in. (mm) | 167/144 (4235/3655) | | | | | | | | | | | | | | | | | | | | | | | | | | | | | | | | | | | | | | | | | | | | | | | | | | | | | | | | | | | | | | | | | | | | | | | | | | | | | | | | | | | | | | | | | | | | | | | | | | | | | | | | | | | | | | | | | | | | | | | | | | | | | | | | | | | | | | | | | | | | | | | | | | | | | | | | | | | | | | | | | | | | | | | | | | | | | | | | | | | | | | | | | | | | | | | | | | | | | | | | | | | | | | | | | | | | | | | | | | | | | | | | | | | | | | | | |
| | 16 | Overhead Guard Height | Std/Drive in Rack/Opt/Flat Plate | | in. (mm) | 88.5/88.5/86.5/84.1 (2248/2248/2197/2137) | | | | | | | | | | | | | | | | | | | | | | | | | | | | | | | | | | | | | | | | | | | | | | | | | | | | | | | | | | | | | | | | | | | | | | | | | | | | | | | | | | | | | | | | | | | | | | | | | | | | | | | | | | | | | | | | | | | | | | | | | | | | | | | | | | | | | | | | | | | | | | | | | | | | | | | | | | | | | | | | | | | | | | | | | | | | | | | | | | | | | | | | | | | | | | | | | | | | | | | | | | | | | | | | | | | | | | | | | | | | | | | | | | | | | | | | |
| | 17 | SIP to Bottom Std OHG | Seat Depressed | Std/Susp/Swivel | in. (mm) | 38.5/39/38.8 (978/993/988) | | | | | | | | | | | | | | | | | | | | | | | | | | | | | | | | | | | | | | | | | | | | | | | | | | | | | | | | | | | | | | | | | | | | | | | | | | | | | | | | | | | | | | | | | | | | | | | | | | | | | | | | | | | | | | | | | | | | | | | | | | | | | | | | | | | | | | | | | | | | | | | | | | | | | | | | | | | | | | | | | | | | | | | | | | | | | | | | | | | | | | | | | | | | | | | | | | | | | | | | | | | | | | | | | | | | | | | | | | | | | | | | | | | | | | | | |
| | 18 | Tow Pin Height | Vertical Center of Pin | | in. (mm) | 11 (280) | | | | | | | | | | | | | | | | | | | | | | | | | | | | | | | | | | | | | | | | | | | | | | | | | | | | | | | | | | | | | | | | | | | | | | | | | | | | | | | | | | | | | | | | | | | | | | | | | | | | | | | | | | | | | | | | | | | | | | | | | | | | | | | | | | | | | | | | | | | | | | | | | | | | | | | | | | | | | | | | | | | | | | | | | | | | | | | | | | | | | | | | | | | | | | | | | | | | | | | | | | | | | | | | | | | | | | | | | | | | | | | | | | | | | | | | |
| | 19 | Overall Width | Standard Tread/Wide Tread | | in. (mm) | 43.6/48.9 (1108/1242) | | | | | | | | | | | | | | | | | | | | | | | | | | | | | | | | | | | | | | | | | | | | | | | | | | | | | | | | | | | | | | | | | | | | | | | | | | | | | | | | | | | | | | | | | | | | | | | | | | | | | | | | | | | | | | | | | | | | | | | | | | | | | | | | | | | | | | | | | | | | | | | | | | | | | | | | | | | | | | | | | | | | | | | | | | | | | | | | | | | | | | | | | | | | | | | | | | | | | | | | | | | | | | | | | | | | | | | | | | | | | | | | | | | | | | | | |
| | 20 | Forks | Thickness x Width x Length | | in. (mm) | 2 x 4.9 x 42 (50 x 125 x 1067) | | | | | | | | | | | | | | | | | | | | | | | | | | | | | | | | | | | | | | | | | | | | | | | | | | | | | | | | | | | | | | | | | | | | | | | | | | | | | | | | | | | | | | | | | | | | | | | | | | | | | | | | | | | | | | | | | | | | | | | | | | | | | | | | | | | | | | | | | | | | | | | | | | | | | | | | | | | | | | | | | | | | | | | | | | | | | | | | | | | | | | | | | | | | | | | | | | | | | | | | | | | | | | | | | | | | | | | | | | | | | | | | | | | | | | | | |
| | 21 | Standard Carriage Width | Class II | | in. (mm) | 38.5 (977) | | | | | | | | | | | | | | | | | | | | | | | | | | | | | | | | | | | | | | | | | | | | | | | | | | | | | | | | | | | | | | | | | | | | | | | | | | | | | | | | | | | | | | | | | | | | | | | | | | | | | | | | | | | | | | | | | | | | | | | | | | | | | | | | | | | | | | | | | | | | | | | | | | | | | | | | | | | | | | | | | | | | | | | | | | | | | | | | | | | | | | | | | | | | | | | | | | | | | | | | | | | | | | | | | | | | | | | | | | | | | | | | | | | | | | | | |
| | 22 | Floor to Top of Battery Rollers | | | in. (mm) | 17 (432) | | | | | | | | | | | | | | | | | | | | | | | | | | | | | | | | | | | | | | | | | | | | | | | | | | | | | | | | | | | | | | | | | | | | | | | | | | | | | | | | | | | | | | | | | | | | | | | | | | | | | | | | | | | | | | | | | | | | | | | | | | | | | | | | | | | | | | | | | | | | | | | | | | | | | | | | | | | | | | | | | | | | | | | | | | | | | | | | | | | | | | | | | | | | | | | | | | | | | | | | | | | | | | | | | | | | | | | | | | | | | | | | | | | | | | | | |
| | 23 | Ground Clearance | Lowest Point (NL/RL) | | in. (mm) | 3.6/3.3 (91/85) | | | | | | | | | | | | | | | | | | | | | | | | | | | | | | | | | | | | | | | | | | | | | | | | | | | | | | | | | | | | | | | | | | | | | | | | | | | | | | | | | | | | | | | | | | | | | | | | | | | | | | | | | | | | | | | | | | | | | | | | | | | | | | | | | | | | | | | | | | | | | | | | | | | | | | | | | | | | | | | | | | | | | | | | | | | | | | | | | | | | | | | | | | | | | | | | | | | | | | | | | | | | | | | | | | | | | | | | | | | | | | | | | | | | | | | | |
| | 24 | Ground Clearance | Center of Truck (NL/RL) | | in. (mm) | 3.7/3.6 (94/92) | | | | | | | | | | | | | | | | | | | | | | | | | | | | | | | | | | | | | | | | | | | | | | | | | | | | | | | | | | | | | | | | | | | | | | | | | | | | | | | | | | | | | | | | | | | | | | | | | | | | | | | | | | | | | | | | | | | | | | | | | | | | | | | | | | | | | | | | | | | | | | | | | | | | | | | | | | | | | | | | | | | | | | | | | | | | | | | | | | | | | | | | | | | | | | | | | | | | | | | | | | | | | | | | | | | | | | | | | | | | | | | | | | | | | | | | |
| | 25 | Load Distance | Center of Wheel to Face of Forks | | in. (mm) | 15.2 (387) | | | | | | | | | | | | | | | | | | | | | | | | | | | | | | | | | | | | | | | | | | | | | | | | | | | | | | | | | | | | | | | | | | | | | | | | | | | | | | | | | | | | | | | | | | | | | | | | | | | | | | | | | | | | | | | | | | | | | | | | | | | | | | | | | | | | | | | | | | | | | | | | | | | | | | | | | | | | | | | | | | | | | | | | | | | | | | | | | | | | | | | | | | | | | | | | | | | | | | | | | | | | | | | | | | | | | | | | | | | | | | | | | | | | | | | | |
| | 26 | Battery Compartment | Height | without/with Batt. Rollers | in. (mm) | 23.9/23.5 (607/597) | | | | | | | | | | | | | | | | | | | | | | | | | | | | | | | | | | | | | | | | | | | | | | | | | | | | | | | | | | | | | | | | | | | | | | | | | | | | | | | | | | | | | | | | | | | | | | | | | | | | | | | | | | | | | | | | | | | | | | | | | | | | | | | | | | | | | | | | | | | | | | | | | | | | | | | | | | | | | | | | | | | | | | | | | | | | | | | | | | | | | | | | | | | | | | | | | | | | | | | | | | | | | | | | | | | | | | | | | | | | | | | | | | | | | | | | |
| | | | Width | | in. (mm) | 39.1 (992) | | | | | | | | | | | | | | | | | | | | | | | | | | | | | | | | | | | | | | | | | | | | | | | | | | | | | | | | | | | | | | | | | | | | | | | | | | | | | | | | | | | | | | | | | | | | | | | | | | | | | | | | | | | | | | | | | | | | | | | | | | | | | | | | | | | | | | | | | | | | | | | | | | | | | | | | | | | | | | | | | | | | | | | | | | | | | | | | | | | | | | | | | | | | | | | | | | | | | | | | | | | | | | | | | | | | | | | | | | | | | | | | | | | | | | | | |
| | | | | Nominal | SIZE | 33" | | | | | | | | | | | | | | | | | | | | | | | | | | | | | | | | | | | | | | | | | | | | | | | | | | | | | | | | | | | | | | | | | | | | | | | | | | | | | | | | | | | | | | | | | | | | | | | | | | | | | | | | | | | | | | | | | | | | | | | | | | | | | | | | | | | | | | | | | | | | | | | | | | | | | | | | | | | | | | | | | | | | | | | | | | | | | | | | | | | | | | | | | | | | | | | | | | | | | | | | | | | | | | | | | | | | | | | | | | | | | | | | | | | | | | | | |
| | | | Length | Actual | in. (mm) | 33.3 (847) | | | | | | | | | | | | | | | | | | | | | | | | | | | | | | | | | | | | | | | | | | | | | | | | | | | | | | | | | | | | | | | | | | | | | | | | | | | | | | | | | | | | | | | | | | | | | | | | | | | | | | | | | | | | | | | | | | | | | | | | | | | | | | | | | | | | | | | | | | | | | | | | | | | | | | | | | | | | | | | | | | | | | | | | | | | | | | | | | | | | | | | | | | | | | | | | | | | | | | | | | | | | | | | | | | | | | | | | | | | | | | | | | | | | | | | | |
| | 27 | Length to Face of Forks | Chassis Length | | in. (mm) | 85.9 (2184) | | | | | | | | | | | | | | | | | | | | | | | | | | | | | | | | | | | | | | | | | | | | | | | | | | | | | | | | | | | | | | | | | | | | | | | | | | | | | | | | | | | | | | | | | | | | | | | | | | | | | | | | | | | | | | | | | | | | | | | | | | | | | | | | | | | | | | | | | | | | | | | | | | | | | | | | | | | | | | | | | | | | | | | | | | | | | | | | | | | | | | | | | | | | | | | | | | | | | | | | | | | | | | | | | | | | | | | | | | | | | | | | | | | | | | | | |
| | 28 | Wheelbase | | | in. (mm) | 54.2 (1377) | | | | | | | | | | | | | | | | | | | | | | | | | | | | | | | | | | | | | | | | | | | | | | | | | | | | | | | | | | | | | | | | | | | | | | | | | | | | | | | | | | | | | | | | | | | | | | | | | | | | | | | | | | | | | | | | | | | | | | | | | | | | | | | | | | | | | | | | | | | | | | | | | | | | | | | | | | | | | | | | | | | | | | | | | | | | | | | | | | | | | | | | | | | | | | | | | | | | | | | | | | | | | | | | | | | | | | | | | | | | | | | | | | | | | | | | |
| | 29 | Right Angle Stack (with pallet W=40in, L=48in) | | | in. (mm) | 138.7 (3522) | | | | | | | | | | | | | | | | | | | | | | | | | | | | | | | | | | | | | | | | | | | | | | | | | | | | | | | | | | | | | | | | | | | | | | | | | | | | | | | | | | | | | | | | | | | | | | | | | | | | | | | | | | | | | | | | | | | | | | | | | | | | | | | | | | | | | | | | | | | | | | | | | | | | | | | | | | | | | | | | | | | | | | | | | | | | | | | | | | | | | | | | | | | | | | | | | | | | | | | | | | | | | | | | | | | | | | | | | | | | | | | | | | | | | | | | |
| | 30 | Equal Aisle | 90° Intersecting Aisle | | in. (mm) | 74 (1880) | | | | | | | | | | | | | | | | | | | | | | | | | | | | | | | | | | | | | | | | | | | | | | | | | | | | | | | | | | | | | | | | | | | | | | | | | | | | | | | | | | | | | | | | | | | | | | | | | | | | | | | | | | | | | | | | | | | | | | | | | | | | | | | | | | | | | | | | | | | | | | | | | | | | | | | | | | | | | | | | | | | | | | | | | | | | | | | | | | | | | | | | | | | | | | | | | | | | | | | | | | | | | | | | | | | | | | | | | | | | | | | | | | | | | | | | |
| | 31 | Outside Turning Radius | | | in. (mm) | 75.4 (1915) | | | | | | | | | | | | | | | | | | | | | | | | | | | | | | | | | | | | | | | | | | | | | | | | | | | | | | | | | | | | | | | | | | | | | | | | | | | | | | | | | | | | | | | | | | | | | | | | | | | | | | | | | | | | | | | | | | | | | | | | | | | | | | | | | | | | | | | | | | | | | | | | | | | | | | | | | | | | | | | | | | | | | | | | | | | | | | | | | | | | | | | | | | | | | | | | | | | | | | | | | | | | | | | | | | | | | | | | | | | | | | | | | | | | | | | | |
| | WT. | 32 | Truck Weight | Without Battery (NL) | lb. (kg) | 7570 (3434) | | | | | | | | | | | | | | | | | | | | | | | | | | | | | | | | | | | | | | | | | | | | | | | | | | | | | | | | | | | | | | | | | | | | | | | | | | | | | | | | | | | | | | | | | | | | | | | | | | | | | | | | | | | | | | | | | | | | | | | | | | | | | | | | | | | | | | | | | | | | | | | | | | | | | | | | | | | | | | | | | | | | | | | | | | | | | | | | | | | | | | | | | | | | | | | | | | | | | | | | | | | | | | | | | | | | | | | | | | | | | | | | | | | | | | | | |
| | | 33 | Axle Loading - Drive | Static with Max. Wt. Battery (NL/RL) | lb. (kg) | 4907/15276 (2226/6929) | | | | | | | | | | | | | | | | | | | | | | | | | | | | | | | | | | | | | | | | | | | | | | | | | | | | | | | | | | | | | | | | | | | | | | | | | | | | | | | | | | | | | | | | | | | | | | | | | | | | | | | | | | | | | | | | | | | | | | | | | | | | | | | | | | | | | | | | | | | | | | | | | | | | | | | | | | | | | | | | | | | | | | | | | | | | | | | | | | | | | | | | | | | | | | | | | | | | | | | | | | | | | | | | | | | | | | | | | | | | | | | | | | | | | | | | |
| 34 | | Axle Loading - Steer | Static with Max. Wt. Battery (NL/RL) | lb. (kg) | 5666/2295 (3023/1041) | | | | | | | | | | | | | | | | | | | | | | | | | | | | | | | | | | | | | | | | | | | | | | | | | | | | | | | | | | | | | | | | | | | | | | | | | | | | | | | | | | | | | | | | | | | | | | | | | | | | | | | | | | | | | | | | | | | | | | | | | | | | | | | | | | | | | | | | | | | | | | | | | | | | | | | | | | | | | | | | | | | | | | | | | | | | | | | | | | | | | | | | | | | | | | | | | | | | | | | | | | | | | | | | | | | | | | | | | | | | | | | | | | | | | | | | | |
| | | | | | <table border="1"> <thead> <tr> <th colspan="2"></th> <th colspan="2">Standard Performance</th> <th colspan="2">Premium Performance Package</th> </tr> <tr> <th colspan="2"></th> <th>36</th> <th>48</th> <th>48</th> <th>80</th> </tr> </thead> <tbody> <tr> <td rowspan="2">36</td> <td>Travel Speed</td> <td>Extended Shift OFF (NL/RL)</td> <td>mph (km/h)</td> <td>10.6/9.1 (17/14.6)</td> <td>11.3/11.3 (18.2/18.2)</td> <td>12.3/12.8 (19.8/20.6)</td> <td>12.3/12.5 (19.8/20.1)</td> </tr> <tr> <td></td> <td>Extended Shift ON (NL/RL)</td> <td>mph (km/h)</td> <td>9.5/8.3 (15.3/13.3)</td> <td>10.4/9.4 (16.7/15.1)</td> <td>12.2/12.2 (19.7/19.7)</td> <td>12.2/12.1 (19.7/19.4)</td> </tr> <tr> <td rowspan="4">37</td> <td>Lift Speed</td> <td>Std 2 Stg LFL Mast (NL/RL)</td> <td>ft/min (m/sec)</td> <td>93/49 (0.47/0.25)</td> <td>116/65 (0.59/0.33)</td> <td>124/83 (0.63/0.42)</td> <td>124/83 (0.63/0.42)</td> </tr> <tr> <td></td> <td>Opt 2 Stg FFL Mast (NL/RL)</td> <td>ft/min (m/sec)</td> <td>83/49 (0.42/0.25)</td> <td>108/65 (0.55/0.33)</td> <td>116/81 (0.59/0.41)</td> <td>116/81 (0.59/0.41)</td> </tr> <tr> <td></td> <td>Opt 3 Stg FFL Mast (NL/RL)</td> <td>ft/min (m/sec)</td> <td>85/49 (0.43/0.25)</td> <td>112/65 (0.57/0.33)</td> <td>118/81 (0.6/0.41)</td> <td>118/81 (0.6/0.41)</td> </tr> <tr> <td></td> <td>Opt 4 Stg FFL Mast (NL/RL)</td> <td>ft/min (m/sec)</td> <td>96/57 (0.49/0.29)</td> <td>124/75 (0.63/0.38)</td> <td>136/94 (0.69/0.48)</td> <td>136/94 (0.69/0.48)</td> </tr> <tr> <td rowspan="4">38</td> <td>Lower Speed</td> <td>Std 2 Stg LFL Mast (NL/RL)</td> <td>ft/min (m/sec)</td> <td colspan="3">91/110 (0.46/0.56)</td> <td></td> </tr> <tr> <td></td> <td>Opt 2 Stg FFL Mast (NL/RL)</td> <td>ft/min (m/sec)</td> <td colspan="3">73/102 (0.37/0.52)</td> <td></td> </tr> <tr> <td></td> <td>Opt 3 Stg FFL Mast (NL/RL)</td> <td>ft/min (m/sec)</td> <td colspan="3">79/104 (0.4/0.53)</td> <td></td> </tr> <tr> <td></td> <td>Opt 4 Stg FFL Mast (NL/RL)</td> <td>ft/min (m/sec)</td> <td colspan="3">77/91 (0.39/0.46)</td> <td></td> </tr> <tr> <td rowspan="2">39</td> <td>Gradability</td> <td>5 Minute Rating (NL/RL)</td> <td>%</td> <td>32/19</td> <td>33/19</td> <td>36/22</td> <td>36/28</td> </tr> <tr> <td></td> <td>60 Minute Rating (NL/RL)</td> <td>%</td> <td>12/7</td> <td>13/7</td> <td>22/13</td> <td>29/16</td> </tr> <tr> <td rowspan="2">40</td> <td>Drawbar Pull</td> <td>5 Minute Rating (NL/RL)</td> <td>lbf</td> <td>3342/3124</td> <td>3448/3229</td> <td>3883/3820</td> <td>3883/4830</td> </tr> <tr> <td></td> <td>60 Minute Rating (NL/RL)</td> <td>lbf</td> <td>1280/1094</td> <td>1365/1184</td> <td>2518/2269</td> <td>3181/2912</td> </tr> <tr> <td rowspan="2">41</td> <td>Brake</td> <td>Method of Control (Service/Parking)</td> <td></td> <td colspan="4">Hydraulic/Mechanical</td> </tr> <tr> <td></td> <td>Method of Operation (Service/Parking)</td> <td></td> <td colspan="4">Foot/Foot</td> </tr> <tr> <td rowspan="4">ELECTRIC</td> <td>42</td> <td>Battery</td> <td>Type</td> <td></td> <td colspan="3">Lead Acid</td> </tr> <tr> <td></td> <td></td> <td></td> <td colspan="2">Standard Performance</td> <td colspan="2">PowerPlus Performance</td> </tr> <tr> <td></td> <td></td> <td>VOLTS</td> <td>36</td> <td>48</td> <td>48</td> <td>80</td> </tr> <tr> <td>43</td> <td>Traction Motor</td> <td>60 Minute Rating</td> <td>hp (kW)</td> <td>18 (13.4)</td> <td>18 (13.4)</td> <td>25.5 (19)</td> <td>31.6 (23.6)</td> </tr> <tr> <td>44</td> <td>Pump Motor</td> <td>15 Minute Rating</td> <td>hp (kW)</td> <td>21.5 (16)</td> <td>21.5 (16)</td> <td>31.9 (23.8)</td> <td>31.8 (23.7)</td> </tr> <tr> <td>45</td> <td>Traction Motor</td> <td>Type/Control Method</td> <td></td> <td colspan="4">AC/Transistor</td> </tr> <tr> <td>46</td> <td>Pump Motor</td> <td>Type/Control Method</td> <td></td> <td colspan="4">AC/Transistor</td> </tr> <tr> <td>47</td> <td>Number of Speeds</td> <td>Traction/Pump</td> <td></td> <td colspan="4">Infinitely Variable/Infinitely Variable</td> </tr> <tr> <td rowspan="5">OTHER</td> <td>48</td> <td>Step Height</td> <td>in. (mm)</td> <td colspan="4">18.7 (475)</td> </tr> <tr> <td>49</td> <td>Floor Height</td> <td>Lowest Point</td> <td>in. (mm)</td> <td colspan="4">30.4 (772)</td> </tr> <tr> <td>50</td> <td>Attachment Relief Pressure</td> <td></td> <td>psi (bar)</td> <td colspan="4">2250 (155.1)</td> </tr> <tr> <td>51</td> <td>Auxiliary Oil Flow</td> <td>3rd and 4th Function</td> <td>gal/min (l/min)</td> <td colspan="4">11 (40)</td> </tr> <tr> <td>52</td> <td>Sound Level</td> <td>Measured per ANSI B56.11.5</td> <td>dB (A)</td> <td>60</td> <td>60</td> <td>65</td> <td>65</td> </tr> </tbody></table> | | | | | Standard Performance | | Premium Performance Package | | | | 36 | 48 | 48 | 80 | 36 | Travel Speed | Extended Shift OFF (NL/RL) | mph (km/h) | 10.6/9.1 (17/14.6) | 11.3/11.3 (18.2/18.2) | 12.3/12.8 (19.8/20.6) | 12.3/12.5 (19.8/20.1) | | Extended Shift ON (NL/RL) | mph (km/h) | 9.5/8.3 (15.3/13.3) | 10.4/9.4 (16.7/15.1) | 12.2/12.2 (19.7/19.7) | 12.2/12.1 (19.7/19.4) | 37 | Lift Speed | Std 2 Stg LFL Mast (NL/RL) | ft/min (m/sec) | 93/49 (0.47/0.25) | 116/65 (0.59/0.33) | 124/83 (0.63/0.42) | 124/83 (0.63/0.42) | | Opt 2 Stg FFL Mast (NL/RL) | ft/min (m/sec) | 83/49 (0.42/0.25) | 108/65 (0.55/0.33) | 116/81 (0.59/0.41) | 116/81 (0.59/0.41) | | Opt 3 Stg FFL Mast (NL/RL) | ft/min (m/sec) | 85/49 (0.43/0.25) | 112/65 (0.57/0.33) | 118/81 (0.6/0.41) | 118/81 (0.6/0.41) | | Opt 4 Stg FFL Mast (NL/RL) | ft/min (m/sec) | 96/57 (0.49/0.29) | 124/75 (0.63/0.38) | 136/94 (0.69/0.48) | 136/94 (0.69/0.48) | 38 | Lower Speed | Std 2 Stg LFL Mast (NL/RL) | ft/min (m/sec) | 91/110 (0.46/0.56) | | | | | Opt 2 Stg FFL Mast (NL/RL) | ft/min (m/sec) | 73/102 (0.37/0.52) | | | | | Opt 3 Stg FFL Mast (NL/RL) | ft/min (m/sec) | 79/104 (0.4/0.53) | | | | | Opt 4 Stg FFL Mast (NL/RL) | ft/min (m/sec) | 77/91 (0.39/0.46) | | | | 39 | Gradability | 5 Minute Rating (NL/RL) | % | 32/19 | 33/19 | 36/22 | 36/28 | | 60 Minute Rating (NL/RL) | % | 12/7 | 13/7 | 22/13 | 29/16 | 40 | Drawbar Pull | 5 Minute Rating (NL/RL) | lbf | 3342/3124 | 3448/3229 | 3883/3820 | 3883/4830 | | 60 Minute Rating (NL/RL) | lbf | 1280/1094 | 1365/1184 | 2518/2269 | 3181/2912 | 41 | Brake | Method of Control (Service/Parking) | | Hydraulic/Mechanical | | | | | Method of Operation (Service/Parking) | | Foot/Foot | | | | ELECTRIC | 42 | Battery | Type | | Lead Acid | | | | | | Standard Performance | | PowerPlus Performance | | | | VOLTS | 36 | 48 | 48 | 80 | 43 | Traction Motor | 60 Minute Rating | hp (kW) | 18 (13.4) | 18 (13.4) | 25.5 (19) | 31.6 (23.6) | 44 | Pump Motor | 15 Minute Rating | hp (kW) | 21.5 (16) | 21.5 (16) | 31.9 (23.8) | 31.8 (23.7) | 45 | Traction Motor | Type/Control Method | | AC/Transistor | | | | 46 | Pump Motor | Type/Control Method | | AC/Transistor | | | | 47 | Number of Speeds | Traction/Pump | | Infinitely Variable/Infinitely Variable | | | | OTHER | 48 | Step Height | in. (mm) | 18.7 (475) | | | | 49 | Floor Height | Lowest Point | in. (mm) | 30.4 (772) | | | | 50 | Attachment Relief Pressure | | psi (bar) | 2250 (155.1) | | | | 51 | Auxiliary Oil Flow | 3rd and 4th Function | gal/min (l/min) | 11 (40) | | | | 52 | Sound Level | Measured per ANSI B56.11.5 | dB (A) | 60 | 60 | 65 |
| | | Standard Performance | | Premium Performance Package | | | | | | | | | | | | | | | | | | | | | | | | | | | | | | | | | | | | | | | | | | | | | | | | | | | | | | | | | | | | | | | | | | | | | | | | | | | | | | | | | | | | | | | | | | | | | | | | | | | | | | | | | | | | | | | | | | | | | | | | | | | | | | | | | | | | | | | | | | | | | | | | | | | | | | | | | | | | | | | | | | | | | | | | | | | | | | | | | | | | | | | | | | | | | | | | | | | | | | | | | | | | | | | | | | | | | | | | | | | | | | | | | | | | | | | | | | |
| | | 36 | 48 | 48 | 80 | | | | | | | | | | | | | | | | | | | | | | | | | | | | | | | | | | | | | | | | | | | | | | | | | | | | | | | | | | | | | | | | | | | | | | | | | | | | | | | | | | | | | | | | | | | | | | | | | | | | | | | | | | | | | | | | | | | | | | | | | | | | | | | | | | | | | | | | | | | | | | | | | | | | | | | | | | | | | | | | | | | | | | | | | | | | | | | | | | | | | | | | | | | | | | | | | | | | | | | | | | | | | | | | | | | | | | | | | | | | | | | | | | | | | | | | | |
| 36 | Travel Speed | Extended Shift OFF (NL/RL) | mph (km/h) | 10.6/9.1 (17/14.6) | 11.3/11.3 (18.2/18.2) | 12.3/12.8 (19.8/20.6) | 12.3/12.5 (19.8/20.1) | | | | | | | | | | | | | | | | | | | | | | | | | | | | | | | | | | | | | | | | | | | | | | | | | | | | | | | | | | | | | | | | | | | | | | | | | | | | | | | | | | | | | | | | | | | | | | | | | | | | | | | | | | | | | | | | | | | | | | | | | | | | | | | | | | | | | | | | | | | | | | | | | | | | | | | | | | | | | | | | | | | | | | | | | | | | | | | | | | | | | | | | | | | | | | | | | | | | | | | | | | | | | | | | | | | | | | | | | | | | | | | | | | | | | | | |
| | | Extended Shift ON (NL/RL) | mph (km/h) | 9.5/8.3 (15.3/13.3) | 10.4/9.4 (16.7/15.1) | 12.2/12.2 (19.7/19.7) | 12.2/12.1 (19.7/19.4) | | | | | | | | | | | | | | | | | | | | | | | | | | | | | | | | | | | | | | | | | | | | | | | | | | | | | | | | | | | | | | | | | | | | | | | | | | | | | | | | | | | | | | | | | | | | | | | | | | | | | | | | | | | | | | | | | | | | | | | | | | | | | | | | | | | | | | | | | | | | | | | | | | | | | | | | | | | | | | | | | | | | | | | | | | | | | | | | | | | | | | | | | | | | | | | | | | | | | | | | | | | | | | | | | | | | | | | | | | | | | | | | | | | | | | | |
| 37 | Lift Speed | Std 2 Stg LFL Mast (NL/RL) | ft/min (m/sec) | 93/49 (0.47/0.25) | 116/65 (0.59/0.33) | 124/83 (0.63/0.42) | 124/83 (0.63/0.42) | | | | | | | | | | | | | | | | | | | | | | | | | | | | | | | | | | | | | | | | | | | | | | | | | | | | | | | | | | | | | | | | | | | | | | | | | | | | | | | | | | | | | | | | | | | | | | | | | | | | | | | | | | | | | | | | | | | | | | | | | | | | | | | | | | | | | | | | | | | | | | | | | | | | | | | | | | | | | | | | | | | | | | | | | | | | | | | | | | | | | | | | | | | | | | | | | | | | | | | | | | | | | | | | | | | | | | | | | | | | | | | | | | | | | | | |
| | | Opt 2 Stg FFL Mast (NL/RL) | ft/min (m/sec) | 83/49 (0.42/0.25) | 108/65 (0.55/0.33) | 116/81 (0.59/0.41) | 116/81 (0.59/0.41) | | | | | | | | | | | | | | | | | | | | | | | | | | | | | | | | | | | | | | | | | | | | | | | | | | | | | | | | | | | | | | | | | | | | | | | | | | | | | | | | | | | | | | | | | | | | | | | | | | | | | | | | | | | | | | | | | | | | | | | | | | | | | | | | | | | | | | | | | | | | | | | | | | | | | | | | | | | | | | | | | | | | | | | | | | | | | | | | | | | | | | | | | | | | | | | | | | | | | | | | | | | | | | | | | | | | | | | | | | | | | | | | | | | | | | | |
| | | Opt 3 Stg FFL Mast (NL/RL) | ft/min (m/sec) | 85/49 (0.43/0.25) | 112/65 (0.57/0.33) | 118/81 (0.6/0.41) | 118/81 (0.6/0.41) | | | | | | | | | | | | | | | | | | | | | | | | | | | | | | | | | | | | | | | | | | | | | | | | | | | | | | | | | | | | | | | | | | | | | | | | | | | | | | | | | | | | | | | | | | | | | | | | | | | | | | | | | | | | | | | | | | | | | | | | | | | | | | | | | | | | | | | | | | | | | | | | | | | | | | | | | | | | | | | | | | | | | | | | | | | | | | | | | | | | | | | | | | | | | | | | | | | | | | | | | | | | | | | | | | | | | | | | | | | | | | | | | | | | | | | |
| | | Opt 4 Stg FFL Mast (NL/RL) | ft/min (m/sec) | 96/57 (0.49/0.29) | 124/75 (0.63/0.38) | 136/94 (0.69/0.48) | 136/94 (0.69/0.48) | | | | | | | | | | | | | | | | | | | | | | | | | | | | | | | | | | | | | | | | | | | | | | | | | | | | | | | | | | | | | | | | | | | | | | | | | | | | | | | | | | | | | | | | | | | | | | | | | | | | | | | | | | | | | | | | | | | | | | | | | | | | | | | | | | | | | | | | | | | | | | | | | | | | | | | | | | | | | | | | | | | | | | | | | | | | | | | | | | | | | | | | | | | | | | | | | | | | | | | | | | | | | | | | | | | | | | | | | | | | | | | | | | | | | | | |
| 38 | Lower Speed | Std 2 Stg LFL Mast (NL/RL) | ft/min (m/sec) | 91/110 (0.46/0.56) | | | | | | | | | | | | | | | | | | | | | | | | | | | | | | | | | | | | | | | | | | | | | | | | | | | | | | | | | | | | | | | | | | | | | | | | | | | | | | | | | | | | | | | | | | | | | | | | | | | | | | | | | | | | | | | | | | | | | | | | | | | | | | | | | | | | | | | | | | | | | | | | | | | | | | | | | | | | | | | | | | | | | | | | | | | | | | | | | | | | | | | | | | | | | | | | | | | | | | | | | | | | | | | | | | | | | | | | | | | | | | | | | | | | | | | | | | |
| | | Opt 2 Stg FFL Mast (NL/RL) | ft/min (m/sec) | 73/102 (0.37/0.52) | | | | | | | | | | | | | | | | | | | | | | | | | | | | | | | | | | | | | | | | | | | | | | | | | | | | | | | | | | | | | | | | | | | | | | | | | | | | | | | | | | | | | | | | | | | | | | | | | | | | | | | | | | | | | | | | | | | | | | | | | | | | | | | | | | | | | | | | | | | | | | | | | | | | | | | | | | | | | | | | | | | | | | | | | | | | | | | | | | | | | | | | | | | | | | | | | | | | | | | | | | | | | | | | | | | | | | | | | | | | | | | | | | | | | | | | | | |
| | | Opt 3 Stg FFL Mast (NL/RL) | ft/min (m/sec) | 79/104 (0.4/0.53) | | | | | | | | | | | | | | | | | | | | | | | | | | | | | | | | | | | | | | | | | | | | | | | | | | | | | | | | | | | | | | | | | | | | | | | | | | | | | | | | | | | | | | | | | | | | | | | | | | | | | | | | | | | | | | | | | | | | | | | | | | | | | | | | | | | | | | | | | | | | | | | | | | | | | | | | | | | | | | | | | | | | | | | | | | | | | | | | | | | | | | | | | | | | | | | | | | | | | | | | | | | | | | | | | | | | | | | | | | | | | | | | | | | | | | | | | | |
| | | Opt 4 Stg FFL Mast (NL/RL) | ft/min (m/sec) | 77/91 (0.39/0.46) | | | | | | | | | | | | | | | | | | | | | | | | | | | | | | | | | | | | | | | | | | | | | | | | | | | | | | | | | | | | | | | | | | | | | | | | | | | | | | | | | | | | | | | | | | | | | | | | | | | | | | | | | | | | | | | | | | | | | | | | | | | | | | | | | | | | | | | | | | | | | | | | | | | | | | | | | | | | | | | | | | | | | | | | | | | | | | | | | | | | | | | | | | | | | | | | | | | | | | | | | | | | | | | | | | | | | | | | | | | | | | | | | | | | | | | | | | |
| 39 | Gradability | 5 Minute Rating (NL/RL) | % | 32/19 | 33/19 | 36/22 | 36/28 | | | | | | | | | | | | | | | | | | | | | | | | | | | | | | | | | | | | | | | | | | | | | | | | | | | | | | | | | | | | | | | | | | | | | | | | | | | | | | | | | | | | | | | | | | | | | | | | | | | | | | | | | | | | | | | | | | | | | | | | | | | | | | | | | | | | | | | | | | | | | | | | | | | | | | | | | | | | | | | | | | | | | | | | | | | | | | | | | | | | | | | | | | | | | | | | | | | | | | | | | | | | | | | | | | | | | | | | | | | | | | | | | | | | | | | |
| | | 60 Minute Rating (NL/RL) | % | 12/7 | 13/7 | 22/13 | 29/16 | | | | | | | | | | | | | | | | | | | | | | | | | | | | | | | | | | | | | | | | | | | | | | | | | | | | | | | | | | | | | | | | | | | | | | | | | | | | | | | | | | | | | | | | | | | | | | | | | | | | | | | | | | | | | | | | | | | | | | | | | | | | | | | | | | | | | | | | | | | | | | | | | | | | | | | | | | | | | | | | | | | | | | | | | | | | | | | | | | | | | | | | | | | | | | | | | | | | | | | | | | | | | | | | | | | | | | | | | | | | | | | | | | | | | | | |
| 40 | Drawbar Pull | 5 Minute Rating (NL/RL) | lbf | 3342/3124 | 3448/3229 | 3883/3820 | 3883/4830 | | | | | | | | | | | | | | | | | | | | | | | | | | | | | | | | | | | | | | | | | | | | | | | | | | | | | | | | | | | | | | | | | | | | | | | | | | | | | | | | | | | | | | | | | | | | | | | | | | | | | | | | | | | | | | | | | | | | | | | | | | | | | | | | | | | | | | | | | | | | | | | | | | | | | | | | | | | | | | | | | | | | | | | | | | | | | | | | | | | | | | | | | | | | | | | | | | | | | | | | | | | | | | | | | | | | | | | | | | | | | | | | | | | | | | | |
| | | 60 Minute Rating (NL/RL) | lbf | 1280/1094 | 1365/1184 | 2518/2269 | 3181/2912 | | | | | | | | | | | | | | | | | | | | | | | | | | | | | | | | | | | | | | | | | | | | | | | | | | | | | | | | | | | | | | | | | | | | | | | | | | | | | | | | | | | | | | | | | | | | | | | | | | | | | | | | | | | | | | | | | | | | | | | | | | | | | | | | | | | | | | | | | | | | | | | | | | | | | | | | | | | | | | | | | | | | | | | | | | | | | | | | | | | | | | | | | | | | | | | | | | | | | | | | | | | | | | | | | | | | | | | | | | | | | | | | | | | | | | | |
| 41 | Brake | Method of Control (Service/Parking) | | Hydraulic/Mechanical | | | | | | | | | | | | | | | | | | | | | | | | | | | | | | | | | | | | | | | | | | | | | | | | | | | | | | | | | | | | | | | | | | | | | | | | | | | | | | | | | | | | | | | | | | | | | | | | | | | | | | | | | | | | | | | | | | | | | | | | | | | | | | | | | | | | | | | | | | | | | | | | | | | | | | | | | | | | | | | | | | | | | | | | | | | | | | | | | | | | | | | | | | | | | | | | | | | | | | | | | | | | | | | | | | | | | | | | | | | | | | | | | | | | | | | | | | |
| | | Method of Operation (Service/Parking) | | Foot/Foot | | | | | | | | | | | | | | | | | | | | | | | | | | | | | | | | | | | | | | | | | | | | | | | | | | | | | | | | | | | | | | | | | | | | | | | | | | | | | | | | | | | | | | | | | | | | | | | | | | | | | | | | | | | | | | | | | | | | | | | | | | | | | | | | | | | | | | | | | | | | | | | | | | | | | | | | | | | | | | | | | | | | | | | | | | | | | | | | | | | | | | | | | | | | | | | | | | | | | | | | | | | | | | | | | | | | | | | | | | | | | | | | | | | | | | | | | | |
| ELECTRIC | 42 | Battery | Type | | Lead Acid | | | | | | | | | | | | | | | | | | | | | | | | | | | | | | | | | | | | | | | | | | | | | | | | | | | | | | | | | | | | | | | | | | | | | | | | | | | | | | | | | | | | | | | | | | | | | | | | | | | | | | | | | | | | | | | | | | | | | | | | | | | | | | | | | | | | | | | | | | | | | | | | | | | | | | | | | | | | | | | | | | | | | | | | | | | | | | | | | | | | | | | | | | | | | | | | | | | | | | | | | | | | | | | | | | | | | | | | | | | | | | | | | | | | | | | | | |
| | | | | Standard Performance | | PowerPlus Performance | | | | | | | | | | | | | | | | | | | | | | | | | | | | | | | | | | | | | | | | | | | | | | | | | | | | | | | | | | | | | | | | | | | | | | | | | | | | | | | | | | | | | | | | | | | | | | | | | | | | | | | | | | | | | | | | | | | | | | | | | | | | | | | | | | | | | | | | | | | | | | | | | | | | | | | | | | | | | | | | | | | | | | | | | | | | | | | | | | | | | | | | | | | | | | | | | | | | | | | | | | | | | | | | | | | | | | | | | | | | | | | | | | | | | | | | |
| | | | VOLTS | 36 | 48 | 48 | 80 | | | | | | | | | | | | | | | | | | | | | | | | | | | | | | | | | | | | | | | | | | | | | | | | | | | | | | | | | | | | | | | | | | | | | | | | | | | | | | | | | | | | | | | | | | | | | | | | | | | | | | | | | | | | | | | | | | | | | | | | | | | | | | | | | | | | | | | | | | | | | | | | | | | | | | | | | | | | | | | | | | | | | | | | | | | | | | | | | | | | | | | | | | | | | | | | | | | | | | | | | | | | | | | | | | | | | | | | | | | | | | | | | | | | | | | |
| | 43 | Traction Motor | 60 Minute Rating | hp (kW) | 18 (13.4) | 18 (13.4) | 25.5 (19) | 31.6 (23.6) | | | | | | | | | | | | | | | | | | | | | | | | | | | | | | | | | | | | | | | | | | | | | | | | | | | | | | | | | | | | | | | | | | | | | | | | | | | | | | | | | | | | | | | | | | | | | | | | | | | | | | | | | | | | | | | | | | | | | | | | | | | | | | | | | | | | | | | | | | | | | | | | | | | | | | | | | | | | | | | | | | | | | | | | | | | | | | | | | | | | | | | | | | | | | | | | | | | | | | | | | | | | | | | | | | | | | | | | | | | | | | | | | | | | | | |
| 44 | Pump Motor | 15 Minute Rating | hp (kW) | 21.5 (16) | 21.5 (16) | 31.9 (23.8) | 31.8 (23.7) | | | | | | | | | | | | | | | | | | | | | | | | | | | | | | | | | | | | | | | | | | | | | | | | | | | | | | | | | | | | | | | | | | | | | | | | | | | | | | | | | | | | | | | | | | | | | | | | | | | | | | | | | | | | | | | | | | | | | | | | | | | | | | | | | | | | | | | | | | | | | | | | | | | | | | | | | | | | | | | | | | | | | | | | | | | | | | | | | | | | | | | | | | | | | | | | | | | | | | | | | | | | | | | | | | | | | | | | | | | | | | | | | | | | | | | |
| 45 | Traction Motor | Type/Control Method | | AC/Transistor | | | | | | | | | | | | | | | | | | | | | | | | | | | | | | | | | | | | | | | | | | | | | | | | | | | | | | | | | | | | | | | | | | | | | | | | | | | | | | | | | | | | | | | | | | | | | | | | | | | | | | | | | | | | | | | | | | | | | | | | | | | | | | | | | | | | | | | | | | | | | | | | | | | | | | | | | | | | | | | | | | | | | | | | | | | | | | | | | | | | | | | | | | | | | | | | | | | | | | | | | | | | | | | | | | | | | | | | | | | | | | | | | | | | | | | | | | |
| 46 | Pump Motor | Type/Control Method | | AC/Transistor | | | | | | | | | | | | | | | | | | | | | | | | | | | | | | | | | | | | | | | | | | | | | | | | | | | | | | | | | | | | | | | | | | | | | | | | | | | | | | | | | | | | | | | | | | | | | | | | | | | | | | | | | | | | | | | | | | | | | | | | | | | | | | | | | | | | | | | | | | | | | | | | | | | | | | | | | | | | | | | | | | | | | | | | | | | | | | | | | | | | | | | | | | | | | | | | | | | | | | | | | | | | | | | | | | | | | | | | | | | | | | | | | | | | | | | | | | |
| 47 | Number of Speeds | Traction/Pump | | Infinitely Variable/Infinitely Variable | | | | | | | | | | | | | | | | | | | | | | | | | | | | | | | | | | | | | | | | | | | | | | | | | | | | | | | | | | | | | | | | | | | | | | | | | | | | | | | | | | | | | | | | | | | | | | | | | | | | | | | | | | | | | | | | | | | | | | | | | | | | | | | | | | | | | | | | | | | | | | | | | | | | | | | | | | | | | | | | | | | | | | | | | | | | | | | | | | | | | | | | | | | | | | | | | | | | | | | | | | | | | | | | | | | | | | | | | | | | | | | | | | | | | | | | | | |
| OTHER | 48 | Step Height | in. (mm) | 18.7 (475) | | | | | | | | | | | | | | | | | | | | | | | | | | | | | | | | | | | | | | | | | | | | | | | | | | | | | | | | | | | | | | | | | | | | | | | | | | | | | | | | | | | | | | | | | | | | | | | | | | | | | | | | | | | | | | | | | | | | | | | | | | | | | | | | | | | | | | | | | | | | | | | | | | | | | | | | | | | | | | | | | | | | | | | | | | | | | | | | | | | | | | | | | | | | | | | | | | | | | | | | | | | | | | | | | | | | | | | | | | | | | | | | | | | | | | | | | | |
| | 49 | Floor Height | Lowest Point | in. (mm) | 30.4 (772) | | | | | | | | | | | | | | | | | | | | | | | | | | | | | | | | | | | | | | | | | | | | | | | | | | | | | | | | | | | | | | | | | | | | | | | | | | | | | | | | | | | | | | | | | | | | | | | | | | | | | | | | | | | | | | | | | | | | | | | | | | | | | | | | | | | | | | | | | | | | | | | | | | | | | | | | | | | | | | | | | | | | | | | | | | | | | | | | | | | | | | | | | | | | | | | | | | | | | | | | | | | | | | | | | | | | | | | | | | | | | | | | | | | | | | | | | |
| | 50 | Attachment Relief Pressure | | psi (bar) | 2250 (155.1) | | | | | | | | | | | | | | | | | | | | | | | | | | | | | | | | | | | | | | | | | | | | | | | | | | | | | | | | | | | | | | | | | | | | | | | | | | | | | | | | | | | | | | | | | | | | | | | | | | | | | | | | | | | | | | | | | | | | | | | | | | | | | | | | | | | | | | | | | | | | | | | | | | | | | | | | | | | | | | | | | | | | | | | | | | | | | | | | | | | | | | | | | | | | | | | | | | | | | | | | | | | | | | | | | | | | | | | | | | | | | | | | | | | | | | | | | |
| | 51 | Auxiliary Oil Flow | 3rd and 4th Function | gal/min (l/min) | 11 (40) | | | | | | | | | | | | | | | | | | | | | | | | | | | | | | | | | | | | | | | | | | | | | | | | | | | | | | | | | | | | | | | | | | | | | | | | | | | | | | | | | | | | | | | | | | | | | | | | | | | | | | | | | | | | | | | | | | | | | | | | | | | | | | | | | | | | | | | | | | | | | | | | | | | | | | | | | | | | | | | | | | | | | | | | | | | | | | | | | | | | | | | | | | | | | | | | | | | | | | | | | | | | | | | | | | | | | | | | | | | | | | | | | | | | | | | | | |
| | 52 | Sound Level | Measured per ANSI B56.11.5 | dB (A) | 60 | 60 | 65 | 65 | | | | | | | | | | | | | | | | | | | | | | | | | | | | | | | | | | | | | | | | | | | | | | | | | | | | | | | | | | | | | | | | | | | | | | | | | | | | | | | | | | | | | | | | | | | | | | | | | | | | | | | | | | | | | | | | | | | | | | | | | | | | | | | | | | | | | | | | | | | | | | | | | | | | | | | | | | | | | | | | | | | | | | | | | | | | | | | | | | | | | | | | | | | | | | | | | | | | | | | | | | | | | | | | | | | | | | | | | | | | | | | | | | | | | | |

CERTIFICATION: These Hyster lift trucks meet design specifications of Part II ANSI B56.1-1969, as required by OSHA Section 1910.178(a)(2) and also comply with Part III ANSI B56.1-revision in effect at time of manufacture. Certification of compliance with the applicable ANSI standards appears on the lift truck.
 † NOTE: Performance specifications / ratings are for truck equipped as described under Standard Equipment in this Technical Guide. Performance specifications are affected by the condition of the vehicle and how it is equipped, as well as by the nature and condition of the operating area. Specifications are subject to change and the proposed application should be discussed with your authorized Hyster Company Dealer.

E65XN SPECIFICATIONS

15

| | | | | | | | | |
|-------------|--------------------|--|--|---|-----------------------------|---|------------------------------------|---------------------|
| GENERAL | 1 | Manufacturer | | Hyster Company | | | | |
| | 2 | Model Designation | | E65XN | | | | |
| | 3 | Power | | Electric | | | | |
| | 4 | Operation | | Sit | | | | |
| | 5 | Rated Capacity | lb. (kg) | 6500 (2948) | | | | |
| | 6 | Load Center | in. (mm) | 24 (610) | | | | |
| TIRES | 7 | Tire Type | front/rear | Cushion/Cushion | | | | |
| | 8 | Tire Size (Drive/Steer) | in. | 21 x 8 x 15 /16 x 6 x 10.5 | | | | |
| | 9 | Number (x=Driven) | front/rear | 2X/2 | | | | |
| DIMENSIONS | 10 | Tread | Ctr. of Tires | Std Dr/Wide Dr/Steer | in. (mm) | 36.6/39.9/36 (929/1013/915) | | |
| | 11 | Mast Tilt | Std | Opt | Opt | degrees | 5F/5B 10F/5B (5F/4B) | |
| | 12 | Mast - Lowered Height | Std Mast | | in. (mm) | 83 (2085) | | |
| | 13 | Free Lift - Top of Fork | Std 2 Stg Limited Free Lift Mast | | in. (mm) | 5 (140) | | |
| | | | Opt 2 Stg Full Free Lift Mast with/without LBR | | in. (mm) | 33/56 (855/1440) | | |
| | 14 | Lift Height - Top of Fork | Std 2 Stg Limited Free Lift Mast | | in. (mm) | 118 (3009) | | |
| | 15 | Mast - Extended Height | Std Mast with/without LBR | | in. (mm) | 167/144 (4235/3655) | | |
| | 16 | Overhead Guard Height | Std/Drive in Rack/Opt/Flat Plate | | in. (mm) | 88.5/88.5/86.5/84.1 (2248/2248/2197/2137) | | |
| | 17 | SIP to Bottom Std OHG | Seat Depressed | Std/Susp/Swivel | in. (mm) | 38.5/39/38.8 (978/993/988) | | |
| | 18 | Tow Pin Height | Vertical Center of Pin | | in. (mm) | 11 (280) | | |
| | 19 | Overall Width | Standard Tread/Wide Tread | | in. (mm) | 43.6/48.9 (1108/1242) | | |
| | 20 | Forks | Thickness x Width x Length | | in. (mm) | 1.6 x 3.9 x 42 (40 x 100 x 1067) | | |
| | 21 | Standard Carriage Width | Class II | | in. (mm) | 38.5 (977) | | |
| | 22 | Floor to Top of Battery Rollers | | | in. (mm) | 17 (432) | | |
| | 23 | Ground Clearance | Lowest Point (NL/RL) | | in. (mm) | 3.6/3.3 (91/85) | | |
| | 24 | Ground Clearance | Center of Truck (NL/RL) | | in. (mm) | 3.7/3.6 (94/92) | | |
| | 25 | Load Distance | Center of Wheel to Face of Forks | | in. (mm) | 15.2 (387) | | |
| | 26 | Battery Compartment | Height | without/with Batt. Rollers | in. (mm) | 23.9/23.5 (607/597) | | |
| | | | Width | | in. (mm) | 39.1 (992) | | |
| | | | | Nominal | SIZE | 36" | 40" | |
| | | | Length | Actual | in. (mm) | 36.7 (933) | 40 (1015) | |
| | 27 | Length to Face of Forks | Chassis Length | | in. (mm) | 89.4 (2270) | 91.7 (2328) | |
| | 28 | Wheelbase | | | in. (mm) | 57.6 (1463) | 60.8 (1545) | |
| | 29 | Right Angle Stack (with pallet W=40in, L=48in) | | | in. (mm) | 142.4 (3616) | 145 (3684) | |
| | 30 | Equal Aisle | 90° Intersecting Aisle | | in. (mm) | 75.9 (1928) | 76.9 (1952) | |
| | 31 | Outside Turning Radius | | | in. (mm) | 79.1 (2008) | 81.7 (2074) | |
| | WT. | 32 | Truck Weight | Without Battery (NL) | lb. (kg) | 7750 (3515) | 7390 (3352) | |
| 33 | | Axle Loading - Drive | Static with Max. Wt. Battery (NL/RL) | lb. (kg) | 5093/16047 (2310/7279) | 5348/16065 (2426/7287) | | |
| 34 | | Axle Loading - Steer | Static with Max. Wt. Battery (NL/RL) | lb. (kg) | 6729/2273 (3052/1031) | 6400/2180 (2903/989) | | |
| | | | | | | Standard Performance | Premium Performance Package | |
| PERFORMANCE | | | | VOLTS | 36 | 48 | 48 | 80 |
| | 36 | Travel Speed | Extended Shift OFF (NL/RL) | mph (km/h) | 10.6/9.1 (17/14.6) | 11.3/11.3 (18.2/18.2) | 12.3/12.7 (19.8/20.4) | 12.3/12.4 (19.8/20) |
| | | | Extended Shift ON (NL/RL) | mph (km/h) | 9.5/8.2 (15.3/13.2) | 10.4/9.3 (16.7/15) | 12.2/12.1 (19.7/19.5) | 12.2/11.8 (19.7/19) |
| | 37 | Lift Speed | Std 2 Stg LFL Mast (NL/RL) | ft/min (m/sec) | 93/47 (0.47/0.24) | 116/63 (0.59/0.32) | 124/79 (0.63/0.4) | 124/79 (0.63/0.4) |
| | | | Opt 2 Stg FFL Mast (NL/RL) | ft/min (m/sec) | 83/47 (0.42/0.24) | 108/63 (0.55/0.32) | 116/77 (0.59/0.39) | 116/77 (0.59/0.39) |
| | | | Opt 3 Stg FFL Mast (NL/RL) | ft/min (m/sec) | 85/47 (0.43/0.24) | 112/63 (0.57/0.32) | 118/77 (0.6/0.39) | 118/77 (0.6/0.39) |
| | | | Opt 4 Stg FFL Mast (NL/RL) | ft/min (m/sec) | 96/57 (0.49/0.29) | 124/75 (0.63/0.38) | 136/94 (0.69/0.48) | 136/94 (0.69/0.48) |
| | 38 | Lower Speed | Std 2 Stg LFL Mast (NL/RL) | ft/min (m/sec) | 91/112 (0.46/0.57) | | | |
| | | | Opt 2 Stg FFL Mast (NL/RL) | ft/min (m/sec) | 73/104 (0.37/0.53) | | | |
| | | | Opt 3 Stg FFL Mast (NL/RL) | ft/min (m/sec) | 79/106 (0.4/0.54) | | | |
| | | | Opt 4 Stg FFL Mast (NL/RL) | ft/min (m/sec) | 77/91 (0.39/0.46) | | | |
| | 39 | Gradability | 5 Minute Rating (NL/RL) | % | 31/18 | 31/19 | 37/21 | 37/26 |
| | | 60 Minute Rating (NL/RL) | % | 12/6 | 12/7 | 22/12 | 28/16 | |
| 40 | Drawbar Pull | 5 Minute Rating (NL/RL) | lbf | 3335/3107 | 3440/3211 | 4084/3791 | 4084/4798 | |
| | | 60 Minute Rating (NL/RL) | lbf | 1274/1083 | 1360/1167 | 2513/2245 | 3176/2886 | |
| 41 | Brake | Method of Control (Service/Parking) | | Hydraulic/Mechanical | | | | |
| | | Method of Operation (Service/Parking) | | Foot/Foot | | | | |
| ELECTRIC | 42 | Battery | Type | | Lead Acid | | | |
| | | | | | Standard Performance | | PowerPlus Performance | |
| | | | | VOLTS | 36 | 48 | 48 | 80 |
| | 43 | Traction Motor | 60 Minute Rating | hp (kW) | 18 (13.4) | 18 (13.4) | 25.5 (19) | 31.6 (23.6) |
| | 44 | Pump Motor | 15 Minute Rating | hp (kW) | 21.5 (16) | 21.5 (16) | 31.9 (23.8) | 31.8 (23.7) |
| | 45 | Traction Motor | Type/Control Method | | AC/Transistor | | | |
| 46 | Pump Motor | Type/Control Method | | AC/Transistor | | | | |
| 47 | Number of Speeds | Traction/Pump | | Infinitely Variable/Infinitely Variable | | | | |
| OTHER | 48 | Step Height | in. (mm) | 18.7 (475) | | | | |
| | 49 | Floor Height | Lowest Point | in. (mm) | 30.4 (772) | | | |
| | 50 | Attachment Relief Pressure | | psi (bar) | 2255 (155.5) | | | |
| 51 | Auxiliary Oil Flow | 3rd and 4th Function | gal/min (l/min) | 11 (40) | | | | |
| 52 | Sound Level | Measured per ANSI B56.11.5 | dB (A) | 60 | 60 | 65 | 65 | |

E70XN SPECIFICATIONS

| GENERAL | 1 | Manufacturer | | Hyster Company | | | | | | | | | | | | | | | | | | | | | | | | | | | | | | | | | | | | | | | | | | | | | | | | | | | | | | | | | | | | | | | | | | | | | | | | | | | | | | | | | | | | | | | | | | | | | | | | | | | | | | | | | | | | | | | | | | | | | | | | | | | | | | | | | | | | | | | | | | | | | | | | | | | | | | | | | | | | | | | | | | | | | | | | | | | | | | | | | | | | | | | | | | | | | | | | | | | | | | | | | | | | | | | | | | | | | | | | | | | | | | | | | | | | | | | | | | | | |
|------------|------------------|--|--|---|-----------------------|---|------------------------|-------------|----|----------------------|--|-----------------------------|--|--|--|----|----|----|----|----|--------------|----------------------------|------------|------------------|-----------------------|-----------------------|-----------------------|--|---------------------------|------------|---------------------|----------------------|-----------------------|-----------------------|----|------------|----------------------------|----------------|-------------------|--------------------|--------------------|--------------------|--|----------------------------|----------------|-------------------|--------------------|--------------------|--------------------|--|----------------------------|----------------|-------------------|--------------------|-------------------|-------------------|--|----------------------------|----------------|-------------------|--------------------|--------------------|--------------------|----|-------------|----------------------------|----------------|--------------------|--|--|--|--|----------------------------|----------------|--------------------|--|--|--|--|----------------------------|----------------|-------------------|--|--|--|--|----------------------------|----------------|-------------------|--|--|--|----|-------------|-------------------------|---|-------|-------|-------|-------|--|--------------------------|---|------|------|-------|-------|----|--------------|-------------------------|-----|-----------|-----------|-----------|-----------|--|--------------------------|-----|-----------|-----------|-----------|-----------|----|-------|-------------------------------------|--|----------------------|--|--|--|--|---------------------------------------|--|-----------|--|--|--|----------|----|---------|------|-----------|--|--|--|--|--|--|----------------------|--|-----------------------|--|--|--|-------|----|----|----|----|----|----------------|------------------|---------|-----------|-----------|-----------|-------------|----|------------|------------------|---------|-----------|-----------|-------------|-------------|----|----------------|---------------------|--|---------------|--|--|--|----|------------|---------------------|--|---------------|--|--|--|----|------------------|---------------|--|---|--|--|--|-------|----|-------------|----------|------------|--|--|--|----|--------------|--------------|----------|------------|--|--|--|----|----------------------------|--|-----------|--------------|--|--|--|----|--------------------|----------------------|--|-----------------|---------|--|--|--|----|-------------|----------------------------|--|--------|----|----|----|
| | 2 | Model Designation | | E70XN | | | | | | | | | | | | | | | | | | | | | | | | | | | | | | | | | | | | | | | | | | | | | | | | | | | | | | | | | | | | | | | | | | | | | | | | | | | | | | | | | | | | | | | | | | | | | | | | | | | | | | | | | | | | | | | | | | | | | | | | | | | | | | | | | | | | | | | | | | | | | | | | | | | | | | | | | | | | | | | | | | | | | | | | | | | | | | | | | | | | | | | | | | | | | | | | | | | | | | | | | | | | | | | | | | | | | | | | | | | | | | | | | | | | | | | | | | | | |
| | 3 | Power | | Electric | | | | | | | | | | | | | | | | | | | | | | | | | | | | | | | | | | | | | | | | | | | | | | | | | | | | | | | | | | | | | | | | | | | | | | | | | | | | | | | | | | | | | | | | | | | | | | | | | | | | | | | | | | | | | | | | | | | | | | | | | | | | | | | | | | | | | | | | | | | | | | | | | | | | | | | | | | | | | | | | | | | | | | | | | | | | | | | | | | | | | | | | | | | | | | | | | | | | | | | | | | | | | | | | | | | | | | | | | | | | | | | | | | | | | | | | | | | | |
| | 4 | Operation | | Sit | | | | | | | | | | | | | | | | | | | | | | | | | | | | | | | | | | | | | | | | | | | | | | | | | | | | | | | | | | | | | | | | | | | | | | | | | | | | | | | | | | | | | | | | | | | | | | | | | | | | | | | | | | | | | | | | | | | | | | | | | | | | | | | | | | | | | | | | | | | | | | | | | | | | | | | | | | | | | | | | | | | | | | | | | | | | | | | | | | | | | | | | | | | | | | | | | | | | | | | | | | | | | | | | | | | | | | | | | | | | | | | | | | | | | | | | | | | | |
| | 5 | Rated Capacity | lb. (kg) | 7000 (3175) | | | | | | | | | | | | | | | | | | | | | | | | | | | | | | | | | | | | | | | | | | | | | | | | | | | | | | | | | | | | | | | | | | | | | | | | | | | | | | | | | | | | | | | | | | | | | | | | | | | | | | | | | | | | | | | | | | | | | | | | | | | | | | | | | | | | | | | | | | | | | | | | | | | | | | | | | | | | | | | | | | | | | | | | | | | | | | | | | | | | | | | | | | | | | | | | | | | | | | | | | | | | | | | | | | | | | | | | | | | | | | | | | | | | | | | | | | | | |
| | 6 | Load Center | in. (mm) | 24 (610) | | | | | | | | | | | | | | | | | | | | | | | | | | | | | | | | | | | | | | | | | | | | | | | | | | | | | | | | | | | | | | | | | | | | | | | | | | | | | | | | | | | | | | | | | | | | | | | | | | | | | | | | | | | | | | | | | | | | | | | | | | | | | | | | | | | | | | | | | | | | | | | | | | | | | | | | | | | | | | | | | | | | | | | | | | | | | | | | | | | | | | | | | | | | | | | | | | | | | | | | | | | | | | | | | | | | | | | | | | | | | | | | | | | | | | | | | | | | |
| TIRES | 7 | Tire Type | front/rear | Cushion/Cushion | | | | | | | | | | | | | | | | | | | | | | | | | | | | | | | | | | | | | | | | | | | | | | | | | | | | | | | | | | | | | | | | | | | | | | | | | | | | | | | | | | | | | | | | | | | | | | | | | | | | | | | | | | | | | | | | | | | | | | | | | | | | | | | | | | | | | | | | | | | | | | | | | | | | | | | | | | | | | | | | | | | | | | | | | | | | | | | | | | | | | | | | | | | | | | | | | | | | | | | | | | | | | | | | | | | | | | | | | | | | | | | | | | | | | | | | | | | | |
| | 8 | Tire Size (Drive/Steer) | in. | 21 x 9 x 15 /16 x 7 x 10.5 | | | | | | | | | | | | | | | | | | | | | | | | | | | | | | | | | | | | | | | | | | | | | | | | | | | | | | | | | | | | | | | | | | | | | | | | | | | | | | | | | | | | | | | | | | | | | | | | | | | | | | | | | | | | | | | | | | | | | | | | | | | | | | | | | | | | | | | | | | | | | | | | | | | | | | | | | | | | | | | | | | | | | | | | | | | | | | | | | | | | | | | | | | | | | | | | | | | | | | | | | | | | | | | | | | | | | | | | | | | | | | | | | | | | | | | | | | | | |
| | 9 | Number (x=Driven) | front/rear | 2X/2 | | | | | | | | | | | | | | | | | | | | | | | | | | | | | | | | | | | | | | | | | | | | | | | | | | | | | | | | | | | | | | | | | | | | | | | | | | | | | | | | | | | | | | | | | | | | | | | | | | | | | | | | | | | | | | | | | | | | | | | | | | | | | | | | | | | | | | | | | | | | | | | | | | | | | | | | | | | | | | | | | | | | | | | | | | | | | | | | | | | | | | | | | | | | | | | | | | | | | | | | | | | | | | | | | | | | | | | | | | | | | | | | | | | | | | | | | | | | |
| DIMENSIONS | 10 | Tread | Ctr. of Tires | Std Dr/Wide Dr/Steer | in. (mm) | 36.6/39.9/36 (929/1013/915) | | | | | | | | | | | | | | | | | | | | | | | | | | | | | | | | | | | | | | | | | | | | | | | | | | | | | | | | | | | | | | | | | | | | | | | | | | | | | | | | | | | | | | | | | | | | | | | | | | | | | | | | | | | | | | | | | | | | | | | | | | | | | | | | | | | | | | | | | | | | | | | | | | | | | | | | | | | | | | | | | | | | | | | | | | | | | | | | | | | | | | | | | | | | | | | | | | | | | | | | | | | | | | | | | | | | | | | | | | | | | | | | | | | | | | | | | | |
| | 11 | Mast Tilt | Std | Opt | Opt | degrees | 5F/5B 10F/5B (5F/4B) | | | | | | | | | | | | | | | | | | | | | | | | | | | | | | | | | | | | | | | | | | | | | | | | | | | | | | | | | | | | | | | | | | | | | | | | | | | | | | | | | | | | | | | | | | | | | | | | | | | | | | | | | | | | | | | | | | | | | | | | | | | | | | | | | | | | | | | | | | | | | | | | | | | | | | | | | | | | | | | | | | | | | | | | | | | | | | | | | | | | | | | | | | | | | | | | | | | | | | | | | | | | | | | | | | | | | | | | | | | | | | | | | | | | | | | | | |
| | 12 | Mast - Lowered Height | Std Mast | | in. (mm) | 83 (2085) | | | | | | | | | | | | | | | | | | | | | | | | | | | | | | | | | | | | | | | | | | | | | | | | | | | | | | | | | | | | | | | | | | | | | | | | | | | | | | | | | | | | | | | | | | | | | | | | | | | | | | | | | | | | | | | | | | | | | | | | | | | | | | | | | | | | | | | | | | | | | | | | | | | | | | | | | | | | | | | | | | | | | | | | | | | | | | | | | | | | | | | | | | | | | | | | | | | | | | | | | | | | | | | | | | | | | | | | | | | | | | | | | | | | | | | | | | |
| | 13 | Free Lift - Top of Fork | Std 2 Stg Limited Free Lift Mast | | in. (mm) | 5 (140) | | | | | | | | | | | | | | | | | | | | | | | | | | | | | | | | | | | | | | | | | | | | | | | | | | | | | | | | | | | | | | | | | | | | | | | | | | | | | | | | | | | | | | | | | | | | | | | | | | | | | | | | | | | | | | | | | | | | | | | | | | | | | | | | | | | | | | | | | | | | | | | | | | | | | | | | | | | | | | | | | | | | | | | | | | | | | | | | | | | | | | | | | | | | | | | | | | | | | | | | | | | | | | | | | | | | | | | | | | | | | | | | | | | | | | | | | | |
| | | | Opt 2 Stg Full Free Lift Mast with/without LBR | | in. (mm) | 33/56 (855/1440) | | | | | | | | | | | | | | | | | | | | | | | | | | | | | | | | | | | | | | | | | | | | | | | | | | | | | | | | | | | | | | | | | | | | | | | | | | | | | | | | | | | | | | | | | | | | | | | | | | | | | | | | | | | | | | | | | | | | | | | | | | | | | | | | | | | | | | | | | | | | | | | | | | | | | | | | | | | | | | | | | | | | | | | | | | | | | | | | | | | | | | | | | | | | | | | | | | | | | | | | | | | | | | | | | | | | | | | | | | | | | | | | | | | | | | | | | | |
| | 14 | Lift Height - Top of Fork | Std 2 Stg Limited Free Lift Mast | | in. (mm) | 118 (3009) | | | | | | | | | | | | | | | | | | | | | | | | | | | | | | | | | | | | | | | | | | | | | | | | | | | | | | | | | | | | | | | | | | | | | | | | | | | | | | | | | | | | | | | | | | | | | | | | | | | | | | | | | | | | | | | | | | | | | | | | | | | | | | | | | | | | | | | | | | | | | | | | | | | | | | | | | | | | | | | | | | | | | | | | | | | | | | | | | | | | | | | | | | | | | | | | | | | | | | | | | | | | | | | | | | | | | | | | | | | | | | | | | | | | | | | | | | |
| | 15 | Mast - Extended Height | Std Mast with/without LBR | | in. (mm) | 167/144 (4235/3655) | | | | | | | | | | | | | | | | | | | | | | | | | | | | | | | | | | | | | | | | | | | | | | | | | | | | | | | | | | | | | | | | | | | | | | | | | | | | | | | | | | | | | | | | | | | | | | | | | | | | | | | | | | | | | | | | | | | | | | | | | | | | | | | | | | | | | | | | | | | | | | | | | | | | | | | | | | | | | | | | | | | | | | | | | | | | | | | | | | | | | | | | | | | | | | | | | | | | | | | | | | | | | | | | | | | | | | | | | | | | | | | | | | | | | | | | | | |
| | 16 | Overhead Guard Height | Std/Drive in Rack/Opt/Flat Plate | | in. (mm) | 88.5/88.5/86.5/84.1 (2248/2248/2197/2137) | | | | | | | | | | | | | | | | | | | | | | | | | | | | | | | | | | | | | | | | | | | | | | | | | | | | | | | | | | | | | | | | | | | | | | | | | | | | | | | | | | | | | | | | | | | | | | | | | | | | | | | | | | | | | | | | | | | | | | | | | | | | | | | | | | | | | | | | | | | | | | | | | | | | | | | | | | | | | | | | | | | | | | | | | | | | | | | | | | | | | | | | | | | | | | | | | | | | | | | | | | | | | | | | | | | | | | | | | | | | | | | | | | | | | | | | | | |
| | 17 | SIP to Bottom Std OHG | Seat Depressed | Std/Susp/Swivel | in. (mm) | 38.5/39/38.8 (978/993/988) | | | | | | | | | | | | | | | | | | | | | | | | | | | | | | | | | | | | | | | | | | | | | | | | | | | | | | | | | | | | | | | | | | | | | | | | | | | | | | | | | | | | | | | | | | | | | | | | | | | | | | | | | | | | | | | | | | | | | | | | | | | | | | | | | | | | | | | | | | | | | | | | | | | | | | | | | | | | | | | | | | | | | | | | | | | | | | | | | | | | | | | | | | | | | | | | | | | | | | | | | | | | | | | | | | | | | | | | | | | | | | | | | | | | | | | | | | |
| | 18 | Tow Pin Height | Vertical Center of Pin | | in. (mm) | 11 (280) | | | | | | | | | | | | | | | | | | | | | | | | | | | | | | | | | | | | | | | | | | | | | | | | | | | | | | | | | | | | | | | | | | | | | | | | | | | | | | | | | | | | | | | | | | | | | | | | | | | | | | | | | | | | | | | | | | | | | | | | | | | | | | | | | | | | | | | | | | | | | | | | | | | | | | | | | | | | | | | | | | | | | | | | | | | | | | | | | | | | | | | | | | | | | | | | | | | | | | | | | | | | | | | | | | | | | | | | | | | | | | | | | | | | | | | | | | |
| | 19 | Overall Width | Standard Tread/Wide Tread | | in. (mm) | 45.6/48.9 (1158/1242) | | | | | | | | | | | | | | | | | | | | | | | | | | | | | | | | | | | | | | | | | | | | | | | | | | | | | | | | | | | | | | | | | | | | | | | | | | | | | | | | | | | | | | | | | | | | | | | | | | | | | | | | | | | | | | | | | | | | | | | | | | | | | | | | | | | | | | | | | | | | | | | | | | | | | | | | | | | | | | | | | | | | | | | | | | | | | | | | | | | | | | | | | | | | | | | | | | | | | | | | | | | | | | | | | | | | | | | | | | | | | | | | | | | | | | | | | | |
| | 20 | Forks | Thickness x Width x Length | | in. (mm) | 2 x 4.9 x 42 (50 x 125 x 1067) | | | | | | | | | | | | | | | | | | | | | | | | | | | | | | | | | | | | | | | | | | | | | | | | | | | | | | | | | | | | | | | | | | | | | | | | | | | | | | | | | | | | | | | | | | | | | | | | | | | | | | | | | | | | | | | | | | | | | | | | | | | | | | | | | | | | | | | | | | | | | | | | | | | | | | | | | | | | | | | | | | | | | | | | | | | | | | | | | | | | | | | | | | | | | | | | | | | | | | | | | | | | | | | | | | | | | | | | | | | | | | | | | | | | | | | | | | |
| | 21 | Standard Carriage Width | Class II | | in. (mm) | 38.5 (977) | | | | | | | | | | | | | | | | | | | | | | | | | | | | | | | | | | | | | | | | | | | | | | | | | | | | | | | | | | | | | | | | | | | | | | | | | | | | | | | | | | | | | | | | | | | | | | | | | | | | | | | | | | | | | | | | | | | | | | | | | | | | | | | | | | | | | | | | | | | | | | | | | | | | | | | | | | | | | | | | | | | | | | | | | | | | | | | | | | | | | | | | | | | | | | | | | | | | | | | | | | | | | | | | | | | | | | | | | | | | | | | | | | | | | | | | | | |
| | 22 | Floor to Top of Battery Rollers | | | in. (mm) | 17 (432) | | | | | | | | | | | | | | | | | | | | | | | | | | | | | | | | | | | | | | | | | | | | | | | | | | | | | | | | | | | | | | | | | | | | | | | | | | | | | | | | | | | | | | | | | | | | | | | | | | | | | | | | | | | | | | | | | | | | | | | | | | | | | | | | | | | | | | | | | | | | | | | | | | | | | | | | | | | | | | | | | | | | | | | | | | | | | | | | | | | | | | | | | | | | | | | | | | | | | | | | | | | | | | | | | | | | | | | | | | | | | | | | | | | | | | | | | | |
| | 23 | Ground Clearance | Lowest Point (NL/RL) | | in. (mm) | 3.6/3.3 (91/85) | | | | | | | | | | | | | | | | | | | | | | | | | | | | | | | | | | | | | | | | | | | | | | | | | | | | | | | | | | | | | | | | | | | | | | | | | | | | | | | | | | | | | | | | | | | | | | | | | | | | | | | | | | | | | | | | | | | | | | | | | | | | | | | | | | | | | | | | | | | | | | | | | | | | | | | | | | | | | | | | | | | | | | | | | | | | | | | | | | | | | | | | | | | | | | | | | | | | | | | | | | | | | | | | | | | | | | | | | | | | | | | | | | | | | | | | | | |
| | 24 | Ground Clearance | Center of Truck (NL/RL) | | in. (mm) | 3.7/3.6 (94/92) | | | | | | | | | | | | | | | | | | | | | | | | | | | | | | | | | | | | | | | | | | | | | | | | | | | | | | | | | | | | | | | | | | | | | | | | | | | | | | | | | | | | | | | | | | | | | | | | | | | | | | | | | | | | | | | | | | | | | | | | | | | | | | | | | | | | | | | | | | | | | | | | | | | | | | | | | | | | | | | | | | | | | | | | | | | | | | | | | | | | | | | | | | | | | | | | | | | | | | | | | | | | | | | | | | | | | | | | | | | | | | | | | | | | | | | | | | |
| | 25 | Load Distance | Center of Wheel to Face of Forks | | in. (mm) | 15.2 (387) | | | | | | | | | | | | | | | | | | | | | | | | | | | | | | | | | | | | | | | | | | | | | | | | | | | | | | | | | | | | | | | | | | | | | | | | | | | | | | | | | | | | | | | | | | | | | | | | | | | | | | | | | | | | | | | | | | | | | | | | | | | | | | | | | | | | | | | | | | | | | | | | | | | | | | | | | | | | | | | | | | | | | | | | | | | | | | | | | | | | | | | | | | | | | | | | | | | | | | | | | | | | | | | | | | | | | | | | | | | | | | | | | | | | | | | | | | |
| | 26 | Battery Compartment | Height | without/with Batt. Rollers | in. (mm) | 23.9/23.5 (607/597) | | | | | | | | | | | | | | | | | | | | | | | | | | | | | | | | | | | | | | | | | | | | | | | | | | | | | | | | | | | | | | | | | | | | | | | | | | | | | | | | | | | | | | | | | | | | | | | | | | | | | | | | | | | | | | | | | | | | | | | | | | | | | | | | | | | | | | | | | | | | | | | | | | | | | | | | | | | | | | | | | | | | | | | | | | | | | | | | | | | | | | | | | | | | | | | | | | | | | | | | | | | | | | | | | | | | | | | | | | | | | | | | | | | | | | | | | | |
| | | | Width | | in. (mm) | 39.1 (992) | | | | | | | | | | | | | | | | | | | | | | | | | | | | | | | | | | | | | | | | | | | | | | | | | | | | | | | | | | | | | | | | | | | | | | | | | | | | | | | | | | | | | | | | | | | | | | | | | | | | | | | | | | | | | | | | | | | | | | | | | | | | | | | | | | | | | | | | | | | | | | | | | | | | | | | | | | | | | | | | | | | | | | | | | | | | | | | | | | | | | | | | | | | | | | | | | | | | | | | | | | | | | | | | | | | | | | | | | | | | | | | | | | | | | | | | | | |
| | | | | Nominal | SIZE | 40" | | | | | | | | | | | | | | | | | | | | | | | | | | | | | | | | | | | | | | | | | | | | | | | | | | | | | | | | | | | | | | | | | | | | | | | | | | | | | | | | | | | | | | | | | | | | | | | | | | | | | | | | | | | | | | | | | | | | | | | | | | | | | | | | | | | | | | | | | | | | | | | | | | | | | | | | | | | | | | | | | | | | | | | | | | | | | | | | | | | | | | | | | | | | | | | | | | | | | | | | | | | | | | | | | | | | | | | | | | | | | | | | | | | | | | | | | | |
| | | | Length | Actual | in. (mm) | 40 (1015) | | | | | | | | | | | | | | | | | | | | | | | | | | | | | | | | | | | | | | | | | | | | | | | | | | | | | | | | | | | | | | | | | | | | | | | | | | | | | | | | | | | | | | | | | | | | | | | | | | | | | | | | | | | | | | | | | | | | | | | | | | | | | | | | | | | | | | | | | | | | | | | | | | | | | | | | | | | | | | | | | | | | | | | | | | | | | | | | | | | | | | | | | | | | | | | | | | | | | | | | | | | | | | | | | | | | | | | | | | | | | | | | | | | | | | | | | | |
| | 27 | Length to Face of Forks | Chassis Length | | in. (mm) | 92.5 (2352) | | | | | | | | | | | | | | | | | | | | | | | | | | | | | | | | | | | | | | | | | | | | | | | | | | | | | | | | | | | | | | | | | | | | | | | | | | | | | | | | | | | | | | | | | | | | | | | | | | | | | | | | | | | | | | | | | | | | | | | | | | | | | | | | | | | | | | | | | | | | | | | | | | | | | | | | | | | | | | | | | | | | | | | | | | | | | | | | | | | | | | | | | | | | | | | | | | | | | | | | | | | | | | | | | | | | | | | | | | | | | | | | | | | | | | | | | | |
| | 28 | Wheelbase | | | in. (mm) | 60.8 (1545) | | | | | | | | | | | | | | | | | | | | | | | | | | | | | | | | | | | | | | | | | | | | | | | | | | | | | | | | | | | | | | | | | | | | | | | | | | | | | | | | | | | | | | | | | | | | | | | | | | | | | | | | | | | | | | | | | | | | | | | | | | | | | | | | | | | | | | | | | | | | | | | | | | | | | | | | | | | | | | | | | | | | | | | | | | | | | | | | | | | | | | | | | | | | | | | | | | | | | | | | | | | | | | | | | | | | | | | | | | | | | | | | | | | | | | | | | | |
| | 29 | Right Angle Stack (with pallet W=40in, L=48in) | | | in. (mm) | 145.8 (3704) | | | | | | | | | | | | | | | | | | | | | | | | | | | | | | | | | | | | | | | | | | | | | | | | | | | | | | | | | | | | | | | | | | | | | | | | | | | | | | | | | | | | | | | | | | | | | | | | | | | | | | | | | | | | | | | | | | | | | | | | | | | | | | | | | | | | | | | | | | | | | | | | | | | | | | | | | | | | | | | | | | | | | | | | | | | | | | | | | | | | | | | | | | | | | | | | | | | | | | | | | | | | | | | | | | | | | | | | | | | | | | | | | | | | | | | | | | |
| | 30 | Equal Aisle | 90° Intersecting Aisle | | in. (mm) | 77.2 (1960) | | | | | | | | | | | | | | | | | | | | | | | | | | | | | | | | | | | | | | | | | | | | | | | | | | | | | | | | | | | | | | | | | | | | | | | | | | | | | | | | | | | | | | | | | | | | | | | | | | | | | | | | | | | | | | | | | | | | | | | | | | | | | | | | | | | | | | | | | | | | | | | | | | | | | | | | | | | | | | | | | | | | | | | | | | | | | | | | | | | | | | | | | | | | | | | | | | | | | | | | | | | | | | | | | | | | | | | | | | | | | | | | | | | | | | | | | | |
| | 31 | Outside Turning Radius | | | in. (mm) | 82.4 (2094) | | | | | | | | | | | | | | | | | | | | | | | | | | | | | | | | | | | | | | | | | | | | | | | | | | | | | | | | | | | | | | | | | | | | | | | | | | | | | | | | | | | | | | | | | | | | | | | | | | | | | | | | | | | | | | | | | | | | | | | | | | | | | | | | | | | | | | | | | | | | | | | | | | | | | | | | | | | | | | | | | | | | | | | | | | | | | | | | | | | | | | | | | | | | | | | | | | | | | | | | | | | | | | | | | | | | | | | | | | | | | | | | | | | | | | | | | | |
| | WT. | 32 | Truck Weight | Without Battery (NL) | | lb. (kg) | 7850 (3561) | | | | | | | | | | | | | | | | | | | | | | | | | | | | | | | | | | | | | | | | | | | | | | | | | | | | | | | | | | | | | | | | | | | | | | | | | | | | | | | | | | | | | | | | | | | | | | | | | | | | | | | | | | | | | | | | | | | | | | | | | | | | | | | | | | | | | | | | | | | | | | | | | | | | | | | | | | | | | | | | | | | | | | | | | | | | | | | | | | | | | | | | | | | | | | | | | | | | | | | | | | | | | | | | | | | | | | | | | | | | | | | | | | | | | | | | | |
| | | 33 | Axle Loading - Drive | Static with Max. Wt. Battery (NL/RL) | | lb. (kg) | 5300/16841 (2404/7639) | | | | | | | | | | | | | | | | | | | | | | | | | | | | | | | | | | | | | | | | | | | | | | | | | | | | | | | | | | | | | | | | | | | | | | | | | | | | | | | | | | | | | | | | | | | | | | | | | | | | | | | | | | | | | | | | | | | | | | | | | | | | | | | | | | | | | | | | | | | | | | | | | | | | | | | | | | | | | | | | | | | | | | | | | | | | | | | | | | | | | | | | | | | | | | | | | | | | | | | | | | | | | | | | | | | | | | | | | | | | | | | | | | | | | | | | | |
| 34 | | Axle Loading - Steer | Static with Max. Wt. Battery (NL/RL) | | lb. (kg) | 5666/2355 (3129/1068) | | | | | | | | | | | | | | | | | | | | | | | | | | | | | | | | | | | | | | | | | | | | | | | | | | | | | | | | | | | | | | | | | | | | | | | | | | | | | | | | | | | | | | | | | | | | | | | | | | | | | | | | | | | | | | | | | | | | | | | | | | | | | | | | | | | | | | | | | | | | | | | | | | | | | | | | | | | | | | | | | | | | | | | | | | | | | | | | | | | | | | | | | | | | | | | | | | | | | | | | | | | | | | | | | | | | | | | | | | | | | | | | | | | | | | | | | | |
| | | | | | | <table border="1"> <thead> <tr> <th colspan="2"></th> <th colspan="2">Standard Performance</th> <th colspan="2">Premium Performance Package</th> </tr> <tr> <th colspan="2"></th> <th>36</th> <th>48</th> <th>48</th> <th>80</th> </tr> </thead> <tbody> <tr> <td rowspan="2">36</td> <td>Travel Speed</td> <td>Extended Shift OFF (NL/RL)</td> <td>mph (km/h)</td> <td>10.6/9 (17/14.5)</td> <td>11.3/11.3 (18.2/18.2)</td> <td>12.3/12.6 (19.8/20.3)</td> <td>12.3/12.3 (19.8/19.8)</td> </tr> <tr> <td></td> <td>Extended Shift ON (NL/RL)</td> <td>mph (km/h)</td> <td>9.4/8.1 (15.2/13.1)</td> <td>10.3/9.3 (16.6/14.9)</td> <td>12.2/12.1 (19.7/19.4)</td> <td>12.2/11.9 (19.7/19.1)</td> </tr> <tr> <td rowspan="4">37</td> <td>Lift Speed</td> <td>Std 2 Stg LFL Mast (NL/RL)</td> <td>ft/min (m/sec)</td> <td>93/45 (0.47/0.23)</td> <td>116/61 (0.59/0.31)</td> <td>124/73 (0.63/0.37)</td> <td>124/73 (0.63/0.37)</td> </tr> <tr> <td></td> <td>Opt 2 Stg FFL Mast (NL/RL)</td> <td>ft/min (m/sec)</td> <td>83/45 (0.42/0.23)</td> <td>108/61 (0.55/0.31)</td> <td>116/73 (0.59/0.37)</td> <td>116/73 (0.59/0.37)</td> </tr> <tr> <td></td> <td>Opt 3 Stg FFL Mast (NL/RL)</td> <td>ft/min (m/sec)</td> <td>85/45 (0.43/0.23)</td> <td>112/61 (0.57/0.31)</td> <td>118/73 (0.6/0.37)</td> <td>118/73 (0.6/0.37)</td> </tr> <tr> <td></td> <td>Opt 4 Stg FFL Mast (NL/RL)</td> <td>ft/min (m/sec)</td> <td>96/57 (0.49/0.29)</td> <td>124/75 (0.63/0.38)</td> <td>136/94 (0.69/0.48)</td> <td>136/94 (0.69/0.48)</td> </tr> <tr> <td rowspan="4">38</td> <td>Lower Speed</td> <td>Std 2 Stg LFL Mast (NL/RL)</td> <td>ft/min (m/sec)</td> <td colspan="4">91/114 (0.46/0.58)</td> </tr> <tr> <td></td> <td>Opt 2 Stg FFL Mast (NL/RL)</td> <td>ft/min (m/sec)</td> <td colspan="4">73/106 (0.37/0.54)</td> </tr> <tr> <td></td> <td>Opt 3 Stg FFL Mast (NL/RL)</td> <td>ft/min (m/sec)</td> <td colspan="4">79/0.5 (0.4/0.56)</td> </tr> <tr> <td></td> <td>Opt 4 Stg FFL Mast (NL/RL)</td> <td>ft/min (m/sec)</td> <td colspan="4">77/91 (0.39/0.46)</td> </tr> <tr> <td rowspan="2">39</td> <td>Gradability</td> <td>5 Minute Rating (NL/RL)</td> <td>%</td> <td>29/17</td> <td>29/18</td> <td>36/19</td> <td>37/25</td> </tr> <tr> <td></td> <td>60 Minute Rating (NL/RL)</td> <td>%</td> <td>10/6</td> <td>11/6</td> <td>21/11</td> <td>27/14</td> </tr> <tr> <td rowspan="2">40</td> <td>Drawbar Pull</td> <td>5 Minute Rating (NL/RL)</td> <td>lbf</td> <td>3329/3089</td> <td>3428/3201</td> <td>4101/3744</td> <td>4193/4745</td> </tr> <tr> <td></td> <td>60 Minute Rating (NL/RL)</td> <td>lbf</td> <td>1269/1072</td> <td>1355/1149</td> <td>2502/2204</td> <td>3165/2842</td> </tr> <tr> <td rowspan="2">41</td> <td>Brake</td> <td colspan="2">Method of Control (Service/Parking)</td> <td colspan="4">Hydraulic/Mechanical</td> </tr> <tr> <td></td> <td colspan="2">Method of Operation (Service/Parking)</td> <td colspan="4">Foot/Foot</td> </tr> <tr> <td rowspan="4">ELECTRIC</td> <td>42</td> <td>Battery</td> <td>Type</td> <td colspan="4">Lead Acid</td> </tr> <tr> <td></td> <td></td> <td></td> <td colspan="2">Standard Performance</td> <td colspan="2">PowerPlus Performance</td> </tr> <tr> <td></td> <td></td> <td>VOLTS</td> <td>36</td> <td>48</td> <td>48</td> <td>80</td> </tr> <tr> <td>43</td> <td>Traction Motor</td> <td>60 Minute Rating</td> <td>hp (kW)</td> <td>18 (13.4)</td> <td>18 (13.4)</td> <td>25.5 (19)</td> <td>31.6 (23.6)</td> </tr> <tr> <td>44</td> <td>Pump Motor</td> <td>15 Minute Rating</td> <td>hp (kW)</td> <td>21.5 (16)</td> <td>21.5 (16)</td> <td>31.9 (23.8)</td> <td>31.8 (23.7)</td> </tr> <tr> <td>45</td> <td>Traction Motor</td> <td colspan="2">Type/Control Method</td> <td colspan="4">AC/Transistor</td> </tr> <tr> <td>46</td> <td>Pump Motor</td> <td colspan="2">Type/Control Method</td> <td colspan="4">AC/Transistor</td> </tr> <tr> <td>47</td> <td>Number of Speeds</td> <td colspan="2">Traction/Pump</td> <td colspan="4">Infinitely Variable/Infinitely Variable</td> </tr> <tr> <td rowspan="5">OTHER</td> <td>48</td> <td>Step Height</td> <td>in. (mm)</td> <td colspan="4">18.7 (475)</td> </tr> <tr> <td>49</td> <td>Floor Height</td> <td>Lowest Point</td> <td>in. (mm)</td> <td colspan="4">30.4 (772)</td> </tr> <tr> <td>50</td> <td>Attachment Relief Pressure</td> <td></td> <td>psi (bar)</td> <td colspan="4">2250 (155.1)</td> </tr> <tr> <td>51</td> <td>Auxiliary Oil Flow</td> <td colspan="2">3rd and 4th Function</td> <td>gal/min (l/min)</td> <td colspan="4">11 (40)</td> </tr> <tr> <td>52</td> <td>Sound Level</td> <td colspan="2">Measured per ANSI B56.11.5</td> <td>dB (A)</td> <td>60</td> <td>60</td> <td>65</td> <td>65</td> </tr> </tbody></table> | | | | Standard Performance | | Premium Performance Package | | | | 36 | 48 | 48 | 80 | 36 | Travel Speed | Extended Shift OFF (NL/RL) | mph (km/h) | 10.6/9 (17/14.5) | 11.3/11.3 (18.2/18.2) | 12.3/12.6 (19.8/20.3) | 12.3/12.3 (19.8/19.8) | | Extended Shift ON (NL/RL) | mph (km/h) | 9.4/8.1 (15.2/13.1) | 10.3/9.3 (16.6/14.9) | 12.2/12.1 (19.7/19.4) | 12.2/11.9 (19.7/19.1) | 37 | Lift Speed | Std 2 Stg LFL Mast (NL/RL) | ft/min (m/sec) | 93/45 (0.47/0.23) | 116/61 (0.59/0.31) | 124/73 (0.63/0.37) | 124/73 (0.63/0.37) | | Opt 2 Stg FFL Mast (NL/RL) | ft/min (m/sec) | 83/45 (0.42/0.23) | 108/61 (0.55/0.31) | 116/73 (0.59/0.37) | 116/73 (0.59/0.37) | | Opt 3 Stg FFL Mast (NL/RL) | ft/min (m/sec) | 85/45 (0.43/0.23) | 112/61 (0.57/0.31) | 118/73 (0.6/0.37) | 118/73 (0.6/0.37) | | Opt 4 Stg FFL Mast (NL/RL) | ft/min (m/sec) | 96/57 (0.49/0.29) | 124/75 (0.63/0.38) | 136/94 (0.69/0.48) | 136/94 (0.69/0.48) | 38 | Lower Speed | Std 2 Stg LFL Mast (NL/RL) | ft/min (m/sec) | 91/114 (0.46/0.58) | | | | | Opt 2 Stg FFL Mast (NL/RL) | ft/min (m/sec) | 73/106 (0.37/0.54) | | | | | Opt 3 Stg FFL Mast (NL/RL) | ft/min (m/sec) | 79/0.5 (0.4/0.56) | | | | | Opt 4 Stg FFL Mast (NL/RL) | ft/min (m/sec) | 77/91 (0.39/0.46) | | | | 39 | Gradability | 5 Minute Rating (NL/RL) | % | 29/17 | 29/18 | 36/19 | 37/25 | | 60 Minute Rating (NL/RL) | % | 10/6 | 11/6 | 21/11 | 27/14 | 40 | Drawbar Pull | 5 Minute Rating (NL/RL) | lbf | 3329/3089 | 3428/3201 | 4101/3744 | 4193/4745 | | 60 Minute Rating (NL/RL) | lbf | 1269/1072 | 1355/1149 | 2502/2204 | 3165/2842 | 41 | Brake | Method of Control (Service/Parking) | | Hydraulic/Mechanical | | | | | Method of Operation (Service/Parking) | | Foot/Foot | | | | ELECTRIC | 42 | Battery | Type | Lead Acid | | | | | | | Standard Performance | | PowerPlus Performance | | | | VOLTS | 36 | 48 | 48 | 80 | 43 | Traction Motor | 60 Minute Rating | hp (kW) | 18 (13.4) | 18 (13.4) | 25.5 (19) | 31.6 (23.6) | 44 | Pump Motor | 15 Minute Rating | hp (kW) | 21.5 (16) | 21.5 (16) | 31.9 (23.8) | 31.8 (23.7) | 45 | Traction Motor | Type/Control Method | | AC/Transistor | | | | 46 | Pump Motor | Type/Control Method | | AC/Transistor | | | | 47 | Number of Speeds | Traction/Pump | | Infinitely Variable/Infinitely Variable | | | | OTHER | 48 | Step Height | in. (mm) | 18.7 (475) | | | | 49 | Floor Height | Lowest Point | in. (mm) | 30.4 (772) | | | | 50 | Attachment Relief Pressure | | psi (bar) | 2250 (155.1) | | | | 51 | Auxiliary Oil Flow | 3rd and 4th Function | | gal/min (l/min) | 11 (40) | | | | 52 | Sound Level | Measured per ANSI B56.11.5 | | dB (A) | 60 | 60 | 65 |
| | | Standard Performance | | Premium Performance Package | | | | | | | | | | | | | | | | | | | | | | | | | | | | | | | | | | | | | | | | | | | | | | | | | | | | | | | | | | | | | | | | | | | | | | | | | | | | | | | | | | | | | | | | | | | | | | | | | | | | | | | | | | | | | | | | | | | | | | | | | | | | | | | | | | | | | | | | | | | | | | | | | | | | | | | | | | | | | | | | | | | | | | | | | | | | | | | | | | | | | | | | | | | | | | | | | | | | | | | | | | | | | | | | | | | | | | | | | | | | | | | | | | | | | | | | | | | | |
| | | 36 | 48 | 48 | 80 | | | | | | | | | | | | | | | | | | | | | | | | | | | | | | | | | | | | | | | | | | | | | | | | | | | | | | | | | | | | | | | | | | | | | | | | | | | | | | | | | | | | | | | | | | | | | | | | | | | | | | | | | | | | | | | | | | | | | | | | | | | | | | | | | | | | | | | | | | | | | | | | | | | | | | | | | | | | | | | | | | | | | | | | | | | | | | | | | | | | | | | | | | | | | | | | | | | | | | | | | | | | | | | | | | | | | | | | | | | | | | | | | | | | | | | | | | | |
| 36 | Travel Speed | Extended Shift OFF (NL/RL) | mph (km/h) | 10.6/9 (17/14.5) | 11.3/11.3 (18.2/18.2) | 12.3/12.6 (19.8/20.3) | 12.3/12.3 (19.8/19.8) | | | | | | | | | | | | | | | | | | | | | | | | | | | | | | | | | | | | | | | | | | | | | | | | | | | | | | | | | | | | | | | | | | | | | | | | | | | | | | | | | | | | | | | | | | | | | | | | | | | | | | | | | | | | | | | | | | | | | | | | | | | | | | | | | | | | | | | | | | | | | | | | | | | | | | | | | | | | | | | | | | | | | | | | | | | | | | | | | | | | | | | | | | | | | | | | | | | | | | | | | | | | | | | | | | | | | | | | | | | | | | | | | | | | | | | | | |
| | | Extended Shift ON (NL/RL) | mph (km/h) | 9.4/8.1 (15.2/13.1) | 10.3/9.3 (16.6/14.9) | 12.2/12.1 (19.7/19.4) | 12.2/11.9 (19.7/19.1) | | | | | | | | | | | | | | | | | | | | | | | | | | | | | | | | | | | | | | | | | | | | | | | | | | | | | | | | | | | | | | | | | | | | | | | | | | | | | | | | | | | | | | | | | | | | | | | | | | | | | | | | | | | | | | | | | | | | | | | | | | | | | | | | | | | | | | | | | | | | | | | | | | | | | | | | | | | | | | | | | | | | | | | | | | | | | | | | | | | | | | | | | | | | | | | | | | | | | | | | | | | | | | | | | | | | | | | | | | | | | | | | | | | | | | | | | |
| 37 | Lift Speed | Std 2 Stg LFL Mast (NL/RL) | ft/min (m/sec) | 93/45 (0.47/0.23) | 116/61 (0.59/0.31) | 124/73 (0.63/0.37) | 124/73 (0.63/0.37) | | | | | | | | | | | | | | | | | | | | | | | | | | | | | | | | | | | | | | | | | | | | | | | | | | | | | | | | | | | | | | | | | | | | | | | | | | | | | | | | | | | | | | | | | | | | | | | | | | | | | | | | | | | | | | | | | | | | | | | | | | | | | | | | | | | | | | | | | | | | | | | | | | | | | | | | | | | | | | | | | | | | | | | | | | | | | | | | | | | | | | | | | | | | | | | | | | | | | | | | | | | | | | | | | | | | | | | | | | | | | | | | | | | | | | | | | |
| | | Opt 2 Stg FFL Mast (NL/RL) | ft/min (m/sec) | 83/45 (0.42/0.23) | 108/61 (0.55/0.31) | 116/73 (0.59/0.37) | 116/73 (0.59/0.37) | | | | | | | | | | | | | | | | | | | | | | | | | | | | | | | | | | | | | | | | | | | | | | | | | | | | | | | | | | | | | | | | | | | | | | | | | | | | | | | | | | | | | | | | | | | | | | | | | | | | | | | | | | | | | | | | | | | | | | | | | | | | | | | | | | | | | | | | | | | | | | | | | | | | | | | | | | | | | | | | | | | | | | | | | | | | | | | | | | | | | | | | | | | | | | | | | | | | | | | | | | | | | | | | | | | | | | | | | | | | | | | | | | | | | | | | | |
| | | Opt 3 Stg FFL Mast (NL/RL) | ft/min (m/sec) | 85/45 (0.43/0.23) | 112/61 (0.57/0.31) | 118/73 (0.6/0.37) | 118/73 (0.6/0.37) | | | | | | | | | | | | | | | | | | | | | | | | | | | | | | | | | | | | | | | | | | | | | | | | | | | | | | | | | | | | | | | | | | | | | | | | | | | | | | | | | | | | | | | | | | | | | | | | | | | | | | | | | | | | | | | | | | | | | | | | | | | | | | | | | | | | | | | | | | | | | | | | | | | | | | | | | | | | | | | | | | | | | | | | | | | | | | | | | | | | | | | | | | | | | | | | | | | | | | | | | | | | | | | | | | | | | | | | | | | | | | | | | | | | | | | | | |
| | | Opt 4 Stg FFL Mast (NL/RL) | ft/min (m/sec) | 96/57 (0.49/0.29) | 124/75 (0.63/0.38) | 136/94 (0.69/0.48) | 136/94 (0.69/0.48) | | | | | | | | | | | | | | | | | | | | | | | | | | | | | | | | | | | | | | | | | | | | | | | | | | | | | | | | | | | | | | | | | | | | | | | | | | | | | | | | | | | | | | | | | | | | | | | | | | | | | | | | | | | | | | | | | | | | | | | | | | | | | | | | | | | | | | | | | | | | | | | | | | | | | | | | | | | | | | | | | | | | | | | | | | | | | | | | | | | | | | | | | | | | | | | | | | | | | | | | | | | | | | | | | | | | | | | | | | | | | | | | | | | | | | | | | |
| 38 | Lower Speed | Std 2 Stg LFL Mast (NL/RL) | ft/min (m/sec) | 91/114 (0.46/0.58) | | | | | | | | | | | | | | | | | | | | | | | | | | | | | | | | | | | | | | | | | | | | | | | | | | | | | | | | | | | | | | | | | | | | | | | | | | | | | | | | | | | | | | | | | | | | | | | | | | | | | | | | | | | | | | | | | | | | | | | | | | | | | | | | | | | | | | | | | | | | | | | | | | | | | | | | | | | | | | | | | | | | | | | | | | | | | | | | | | | | | | | | | | | | | | | | | | | | | | | | | | | | | | | | | | | | | | | | | | | | | | | | | | | | | | | | | | | | |
| | | Opt 2 Stg FFL Mast (NL/RL) | ft/min (m/sec) | 73/106 (0.37/0.54) | | | | | | | | | | | | | | | | | | | | | | | | | | | | | | | | | | | | | | | | | | | | | | | | | | | | | | | | | | | | | | | | | | | | | | | | | | | | | | | | | | | | | | | | | | | | | | | | | | | | | | | | | | | | | | | | | | | | | | | | | | | | | | | | | | | | | | | | | | | | | | | | | | | | | | | | | | | | | | | | | | | | | | | | | | | | | | | | | | | | | | | | | | | | | | | | | | | | | | | | | | | | | | | | | | | | | | | | | | | | | | | | | | | | | | | | | | | | |
| | | Opt 3 Stg FFL Mast (NL/RL) | ft/min (m/sec) | 79/0.5 (0.4/0.56) | | | | | | | | | | | | | | | | | | | | | | | | | | | | | | | | | | | | | | | | | | | | | | | | | | | | | | | | | | | | | | | | | | | | | | | | | | | | | | | | | | | | | | | | | | | | | | | | | | | | | | | | | | | | | | | | | | | | | | | | | | | | | | | | | | | | | | | | | | | | | | | | | | | | | | | | | | | | | | | | | | | | | | | | | | | | | | | | | | | | | | | | | | | | | | | | | | | | | | | | | | | | | | | | | | | | | | | | | | | | | | | | | | | | | | | | | | | | |
| | | Opt 4 Stg FFL Mast (NL/RL) | ft/min (m/sec) | 77/91 (0.39/0.46) | | | | | | | | | | | | | | | | | | | | | | | | | | | | | | | | | | | | | | | | | | | | | | | | | | | | | | | | | | | | | | | | | | | | | | | | | | | | | | | | | | | | | | | | | | | | | | | | | | | | | | | | | | | | | | | | | | | | | | | | | | | | | | | | | | | | | | | | | | | | | | | | | | | | | | | | | | | | | | | | | | | | | | | | | | | | | | | | | | | | | | | | | | | | | | | | | | | | | | | | | | | | | | | | | | | | | | | | | | | | | | | | | | | | | | | | | | | | |
| 39 | Gradability | 5 Minute Rating (NL/RL) | % | 29/17 | 29/18 | 36/19 | 37/25 | | | | | | | | | | | | | | | | | | | | | | | | | | | | | | | | | | | | | | | | | | | | | | | | | | | | | | | | | | | | | | | | | | | | | | | | | | | | | | | | | | | | | | | | | | | | | | | | | | | | | | | | | | | | | | | | | | | | | | | | | | | | | | | | | | | | | | | | | | | | | | | | | | | | | | | | | | | | | | | | | | | | | | | | | | | | | | | | | | | | | | | | | | | | | | | | | | | | | | | | | | | | | | | | | | | | | | | | | | | | | | | | | | | | | | | | | |
| | | 60 Minute Rating (NL/RL) | % | 10/6 | 11/6 | 21/11 | 27/14 | | | | | | | | | | | | | | | | | | | | | | | | | | | | | | | | | | | | | | | | | | | | | | | | | | | | | | | | | | | | | | | | | | | | | | | | | | | | | | | | | | | | | | | | | | | | | | | | | | | | | | | | | | | | | | | | | | | | | | | | | | | | | | | | | | | | | | | | | | | | | | | | | | | | | | | | | | | | | | | | | | | | | | | | | | | | | | | | | | | | | | | | | | | | | | | | | | | | | | | | | | | | | | | | | | | | | | | | | | | | | | | | | | | | | | | | | |
| 40 | Drawbar Pull | 5 Minute Rating (NL/RL) | lbf | 3329/3089 | 3428/3201 | 4101/3744 | 4193/4745 | | | | | | | | | | | | | | | | | | | | | | | | | | | | | | | | | | | | | | | | | | | | | | | | | | | | | | | | | | | | | | | | | | | | | | | | | | | | | | | | | | | | | | | | | | | | | | | | | | | | | | | | | | | | | | | | | | | | | | | | | | | | | | | | | | | | | | | | | | | | | | | | | | | | | | | | | | | | | | | | | | | | | | | | | | | | | | | | | | | | | | | | | | | | | | | | | | | | | | | | | | | | | | | | | | | | | | | | | | | | | | | | | | | | | | | | | |
| | | 60 Minute Rating (NL/RL) | lbf | 1269/1072 | 1355/1149 | 2502/2204 | 3165/2842 | | | | | | | | | | | | | | | | | | | | | | | | | | | | | | | | | | | | | | | | | | | | | | | | | | | | | | | | | | | | | | | | | | | | | | | | | | | | | | | | | | | | | | | | | | | | | | | | | | | | | | | | | | | | | | | | | | | | | | | | | | | | | | | | | | | | | | | | | | | | | | | | | | | | | | | | | | | | | | | | | | | | | | | | | | | | | | | | | | | | | | | | | | | | | | | | | | | | | | | | | | | | | | | | | | | | | | | | | | | | | | | | | | | | | | | | | |
| 41 | Brake | Method of Control (Service/Parking) | | Hydraulic/Mechanical | | | | | | | | | | | | | | | | | | | | | | | | | | | | | | | | | | | | | | | | | | | | | | | | | | | | | | | | | | | | | | | | | | | | | | | | | | | | | | | | | | | | | | | | | | | | | | | | | | | | | | | | | | | | | | | | | | | | | | | | | | | | | | | | | | | | | | | | | | | | | | | | | | | | | | | | | | | | | | | | | | | | | | | | | | | | | | | | | | | | | | | | | | | | | | | | | | | | | | | | | | | | | | | | | | | | | | | | | | | | | | | | | | | | | | | | | | | | |
| | | Method of Operation (Service/Parking) | | Foot/Foot | | | | | | | | | | | | | | | | | | | | | | | | | | | | | | | | | | | | | | | | | | | | | | | | | | | | | | | | | | | | | | | | | | | | | | | | | | | | | | | | | | | | | | | | | | | | | | | | | | | | | | | | | | | | | | | | | | | | | | | | | | | | | | | | | | | | | | | | | | | | | | | | | | | | | | | | | | | | | | | | | | | | | | | | | | | | | | | | | | | | | | | | | | | | | | | | | | | | | | | | | | | | | | | | | | | | | | | | | | | | | | | | | | | | | | | | | | | | |
| ELECTRIC | 42 | Battery | Type | Lead Acid | | | | | | | | | | | | | | | | | | | | | | | | | | | | | | | | | | | | | | | | | | | | | | | | | | | | | | | | | | | | | | | | | | | | | | | | | | | | | | | | | | | | | | | | | | | | | | | | | | | | | | | | | | | | | | | | | | | | | | | | | | | | | | | | | | | | | | | | | | | | | | | | | | | | | | | | | | | | | | | | | | | | | | | | | | | | | | | | | | | | | | | | | | | | | | | | | | | | | | | | | | | | | | | | | | | | | | | | | | | | | | | | | | | | | | | | | | | | |
| | | | | Standard Performance | | PowerPlus Performance | | | | | | | | | | | | | | | | | | | | | | | | | | | | | | | | | | | | | | | | | | | | | | | | | | | | | | | | | | | | | | | | | | | | | | | | | | | | | | | | | | | | | | | | | | | | | | | | | | | | | | | | | | | | | | | | | | | | | | | | | | | | | | | | | | | | | | | | | | | | | | | | | | | | | | | | | | | | | | | | | | | | | | | | | | | | | | | | | | | | | | | | | | | | | | | | | | | | | | | | | | | | | | | | | | | | | | | | | | | | | | | | | | | | | | | | | | |
| | | | VOLTS | 36 | 48 | 48 | 80 | | | | | | | | | | | | | | | | | | | | | | | | | | | | | | | | | | | | | | | | | | | | | | | | | | | | | | | | | | | | | | | | | | | | | | | | | | | | | | | | | | | | | | | | | | | | | | | | | | | | | | | | | | | | | | | | | | | | | | | | | | | | | | | | | | | | | | | | | | | | | | | | | | | | | | | | | | | | | | | | | | | | | | | | | | | | | | | | | | | | | | | | | | | | | | | | | | | | | | | | | | | | | | | | | | | | | | | | | | | | | | | | | | | | | | | | | |
| | 43 | Traction Motor | 60 Minute Rating | hp (kW) | 18 (13.4) | 18 (13.4) | 25.5 (19) | 31.6 (23.6) | | | | | | | | | | | | | | | | | | | | | | | | | | | | | | | | | | | | | | | | | | | | | | | | | | | | | | | | | | | | | | | | | | | | | | | | | | | | | | | | | | | | | | | | | | | | | | | | | | | | | | | | | | | | | | | | | | | | | | | | | | | | | | | | | | | | | | | | | | | | | | | | | | | | | | | | | | | | | | | | | | | | | | | | | | | | | | | | | | | | | | | | | | | | | | | | | | | | | | | | | | | | | | | | | | | | | | | | | | | | | | | | | | | | | | | | |
| 44 | Pump Motor | 15 Minute Rating | hp (kW) | 21.5 (16) | 21.5 (16) | 31.9 (23.8) | 31.8 (23.7) | | | | | | | | | | | | | | | | | | | | | | | | | | | | | | | | | | | | | | | | | | | | | | | | | | | | | | | | | | | | | | | | | | | | | | | | | | | | | | | | | | | | | | | | | | | | | | | | | | | | | | | | | | | | | | | | | | | | | | | | | | | | | | | | | | | | | | | | | | | | | | | | | | | | | | | | | | | | | | | | | | | | | | | | | | | | | | | | | | | | | | | | | | | | | | | | | | | | | | | | | | | | | | | | | | | | | | | | | | | | | | | | | | | | | | | | | |
| 45 | Traction Motor | Type/Control Method | | AC/Transistor | | | | | | | | | | | | | | | | | | | | | | | | | | | | | | | | | | | | | | | | | | | | | | | | | | | | | | | | | | | | | | | | | | | | | | | | | | | | | | | | | | | | | | | | | | | | | | | | | | | | | | | | | | | | | | | | | | | | | | | | | | | | | | | | | | | | | | | | | | | | | | | | | | | | | | | | | | | | | | | | | | | | | | | | | | | | | | | | | | | | | | | | | | | | | | | | | | | | | | | | | | | | | | | | | | | | | | | | | | | | | | | | | | | | | | | | | | | | |
| 46 | Pump Motor | Type/Control Method | | AC/Transistor | | | | | | | | | | | | | | | | | | | | | | | | | | | | | | | | | | | | | | | | | | | | | | | | | | | | | | | | | | | | | | | | | | | | | | | | | | | | | | | | | | | | | | | | | | | | | | | | | | | | | | | | | | | | | | | | | | | | | | | | | | | | | | | | | | | | | | | | | | | | | | | | | | | | | | | | | | | | | | | | | | | | | | | | | | | | | | | | | | | | | | | | | | | | | | | | | | | | | | | | | | | | | | | | | | | | | | | | | | | | | | | | | | | | | | | | | | | | |
| 47 | Number of Speeds | Traction/Pump | | Infinitely Variable/Infinitely Variable | | | | | | | | | | | | | | | | | | | | | | | | | | | | | | | | | | | | | | | | | | | | | | | | | | | | | | | | | | | | | | | | | | | | | | | | | | | | | | | | | | | | | | | | | | | | | | | | | | | | | | | | | | | | | | | | | | | | | | | | | | | | | | | | | | | | | | | | | | | | | | | | | | | | | | | | | | | | | | | | | | | | | | | | | | | | | | | | | | | | | | | | | | | | | | | | | | | | | | | | | | | | | | | | | | | | | | | | | | | | | | | | | | | | | | | | | | | | |
| OTHER | 48 | Step Height | in. (mm) | 18.7 (475) | | | | | | | | | | | | | | | | | | | | | | | | | | | | | | | | | | | | | | | | | | | | | | | | | | | | | | | | | | | | | | | | | | | | | | | | | | | | | | | | | | | | | | | | | | | | | | | | | | | | | | | | | | | | | | | | | | | | | | | | | | | | | | | | | | | | | | | | | | | | | | | | | | | | | | | | | | | | | | | | | | | | | | | | | | | | | | | | | | | | | | | | | | | | | | | | | | | | | | | | | | | | | | | | | | | | | | | | | | | | | | | | | | | | | | | | | | | | |
| | 49 | Floor Height | Lowest Point | in. (mm) | 30.4 (772) | | | | | | | | | | | | | | | | | | | | | | | | | | | | | | | | | | | | | | | | | | | | | | | | | | | | | | | | | | | | | | | | | | | | | | | | | | | | | | | | | | | | | | | | | | | | | | | | | | | | | | | | | | | | | | | | | | | | | | | | | | | | | | | | | | | | | | | | | | | | | | | | | | | | | | | | | | | | | | | | | | | | | | | | | | | | | | | | | | | | | | | | | | | | | | | | | | | | | | | | | | | | | | | | | | | | | | | | | | | | | | | | | | | | | | | | | | | |
| | 50 | Attachment Relief Pressure | | psi (bar) | 2250 (155.1) | | | | | | | | | | | | | | | | | | | | | | | | | | | | | | | | | | | | | | | | | | | | | | | | | | | | | | | | | | | | | | | | | | | | | | | | | | | | | | | | | | | | | | | | | | | | | | | | | | | | | | | | | | | | | | | | | | | | | | | | | | | | | | | | | | | | | | | | | | | | | | | | | | | | | | | | | | | | | | | | | | | | | | | | | | | | | | | | | | | | | | | | | | | | | | | | | | | | | | | | | | | | | | | | | | | | | | | | | | | | | | | | | | | | | | | | | | | |
| | 51 | Auxiliary Oil Flow | 3rd and 4th Function | | gal/min (l/min) | 11 (40) | | | | | | | | | | | | | | | | | | | | | | | | | | | | | | | | | | | | | | | | | | | | | | | | | | | | | | | | | | | | | | | | | | | | | | | | | | | | | | | | | | | | | | | | | | | | | | | | | | | | | | | | | | | | | | | | | | | | | | | | | | | | | | | | | | | | | | | | | | | | | | | | | | | | | | | | | | | | | | | | | | | | | | | | | | | | | | | | | | | | | | | | | | | | | | | | | | | | | | | | | | | | | | | | | | | | | | | | | | | | | | | | | | | | | | | | | | |
| | 52 | Sound Level | Measured per ANSI B56.11.5 | | dB (A) | 60 | 60 | 65 | 65 | | | | | | | | | | | | | | | | | | | | | | | | | | | | | | | | | | | | | | | | | | | | | | | | | | | | | | | | | | | | | | | | | | | | | | | | | | | | | | | | | | | | | | | | | | | | | | | | | | | | | | | | | | | | | | | | | | | | | | | | | | | | | | | | | | | | | | | | | | | | | | | | | | | | | | | | | | | | | | | | | | | | | | | | | | | | | | | | | | | | | | | | | | | | | | | | | | | | | | | | | | | | | | | | | | | | | | | | | | | | | | | | | | | | | | | |

CERTIFICATION: These Hyster lift trucks meet design specifications of Part II ANSI B56.1-1969, as required by OSHA Section 1910.178(a)(2) and also comply with Part III ANSI B56.1-revision in effect at time of manufacture. Certification of compliance with the applicable ANSI standards appears on the lift truck.
 † NOTE: Performance specifications / ratings are for truck equipped as described under Standard Equipment in this Technical Guide. Performance specifications are affected by the condition of the vehicle and how it is equipped, as well as by the nature and condition of the operating area. Specifications are subject to change and the proposed application should be discussed with your authorized Hyster Company Dealer.

E45-55XN MAST DIMENSIONS

| Maximum Fork Height (TOF) † | Overall Lowered Ht. | Overall Extended Height | | Free-Lift (TOF) | | Approx. Total Wt. of Standard Equipped Truck w/o Battery | | |
|---|---------------------|-------------------------|-------------------|------------------|-------------------|--|-------------|-------------|
| | | w/ Load Backrest | w/o Load Backrest | w/ Load Backrest | w/o Load Backrest | E45XN | E50XN | E55XN |
| in. (mm) | in. (mm) | in. (mm) | in. (mm) | in. (mm) | in. (mm) | lbs. (kg) | lbs. (kg) | lbs. (kg) |
| 2-STAGE LIMITED FREE-LIFT (LFL) MAST | | | | | | | | |
| 125 (3192) | 83 (2085) | 174 (4415) | 147 (3749) | 5 (140) | 5 (140) | 6860 (3112) | 7270 (3298) | 6950 (3152) |
| 133 (3392) | 86 (2185) | 182 (4615) | 155 (3949) | 5 (140) | 5 (140) | 7060 (3202) | 7470 (3388) | 7150 (3243) |
| 137 (3492) | 88 (2235) | 186 (4715) | 159 (4049) | 5 (140) | 5 (140) | 7160 (3248) | 7570 (3434) | 7250 (3289) |
| 2-STAGE FULL FREE-LIFT (FFL) MAST | | | | | | | | |
| 126 (3202) | 83 (2085) | 175 (4425) | 148 (3759) | 33 (862) | 60 (1525) | 6960 (3157) | 7370 (3343) | 7050 (3198) |
| 133 (3402) | 86 (2185) | 183 (4625) | 155 (3959) | 37 (964) | 64 (1625) | 7160 (3248) | 7570 (3434) | 7250 (3289) |
| 137 (3502) | 88 (2235) | 186 (4725) | 159 (4059) | 39 (1012) | 65 (1675) | 7260 (3293) | 7670 (3479) | 7350 (3334) |
| 3-STAGE FULL FREE-LIFT (FFL) MAST | | | | | | | | |
| 189 (4800) | 83 (2085) | 238 (6025) | 210 (5399) | 33 (862) | 60 (1545) | 7460 (3384) | 7870 (3570) | 7550 (3425) |
| 194 (4950) | 85 (2135) | 244 (6175) | 216 (5489) | 36 (917) | 62 (1595) | 7480 (3393) | 7890 (3579) | 7570 (3434) |
| 200 (5100) | 88 (2235) | 249 (6325) | 222 (5639) | 39 (1012) | 66 (1695) | 7530 (3416) | 7940 (3602) | 7620 (3456) |
| 218 (5550) | 94 (2385) | 267 (6775) | 239 (6089) | 45 (1162) | 72 (1845) | 7610 (3452) | 8020 (3638) | 7700 (3493) |
| 236 (6000) | 102 (2585) | 285 (7225) | 257 (6539) | 53 (1362) | 80 (2045) | 7690 (3488) | 8100 (3674) | 7780 (3529) |
| 4-STAGE FULL FREE-LIFT (FFL) MAST | | | | | | | | |
| 240 (6098) | 84 (2133) | 289 (7321) | 263 (6678) | 35 (910) | 59 (1513) | 8000 (3629) | 8410 (3815) | 8090 (3670) |
| 252 (6404) | 88 (2235) | 301 (7626) | 275 (6984) | 39 (1012) | 63 (1615) | 8070 (3660) | 8480 (3846) | 8160 (3701) |
| 264 (6710) | 92 (2336) | 313 (7931) | 287 (7290) | 43 (1113) | 67 (1716) | 8140 (3692) | 8550 (3878) | 8230 (3733) |

E60-70XN MAST DIMENSIONS

| Maximum Fork Height (TOF) † | Overall Lowered Ht. | Overall Extended Height | | Free-Lift (TOF) | | Approx. Total Wt. of Standard Equipped Truck w/o Battery | | |
|---|---------------------|-------------------------|-------------------|------------------|-------------------|--|-------------|-------------|
| | | w/ Load Backrest | w/o Load Backrest | w/ Load Backrest | w/o Load Backrest | E60XN | E65XN | E70XN |
| in. (mm) | in. (mm) | in. (mm) | in. (mm) | in. (mm) | in. (mm) | lbs. (kg) | lbs. (kg) | lbs. (kg) |
| 2-STAGE LIMITED FREE-LIFT (LFL) MAST | | | | | | | | |
| 118 (3009) | 83 (2085) | 167 (4235) | 143 (3654) | 5 (150) | 5 (150) | 7570 (3434) | 7750 (3515) | 7850 (3561) |
| 126 (3209) | 86 (2185) | 175 (4435) | 151 (3854) | 5 (150) | 5 (150) | 7640 (3465) | 7820 (3547) | 7920 (3592) |
| 130 (3309) | 88 (2235) | 179 (4535) | 155 (3954) | 5 (150) | 5 (150) | 7720 (3502) | 7900 (3583) | 8000 (3629) |
| 2-STAGE FULL FREE-LIFT (FFL) MAST | | | | | | | | |
| 118 (3010) | 83 (2085) | 167 (4235) | 144 (3655) | 33 (857) | 56 (1440) | 7630 (3461) | 7810 (3543) | 7910 (3588) |
| 126 (3210) | 86 (2185) | 175 (4435) | 151 (3855) | 37 (957) | 60 (1540) | 7670 (3479) | 7850 (3561) | 7950 (3606) |
| 130 (3310) | 88 (2235) | 179 (4535) | 155 (3955) | 39 (1007) | 62 (1590) | 7810 (3543) | 7990 (3624) | 8090 (3670) |
| 3-STAGE FULL FREE-LIFT (FFL) MAST | | | | | | | | |
| 175 (4468) | 83 (2085) | 225 (5695) | 200 (5095) | 33 (857) | 57 (1455) | 8050 (3651) | 8230 (3733) | 8330 (3778) |
| 181 (4618) | 85 (2135) | 231 (5845) | 206 (5245) | 35 (907) | 59 (1505) | 8150 (3697) | 8330 (3778) | 8430 (3824) |
| 187 (4768) | 88 (2235) | 236 (5995) | 212 (5395) | 39 (1007) | 63 (1605) | 8240 (3738) | 8420 (3819) | 8520 (3865) |
| 205 (5218) | 94 (2385) | 254 (6445) | 230 (5845) | 45 (1157) | 69 (1755) | 8310 (3769) | 8490 (3851) | 8590 (3896) |
| 223 (5668) | 102 (2585) | 272 (6895) | 248 (6295) | 53 (1357) | 77 (1955) | 8410 (3815) | 8590 (3896) | 8690 (3942) |
| 4-STAGE FULL FREE-LIFT (FFL) MAST | | | | | | | | |
| 240 (6098) | 84 (2133) | 289 (7321) | 263 (6678) | 35 (910) | 59 (1513) | 8510 (3860) | 8690 (3942) | 8790 (3987) |
| 252 (6404) | 88 (2235) | 301 (7626) | 275 (6984) | 39 (1012) | 63 (1615) | 8580 (3892) | 8760 (3973) | 8860 (4019) |
| 264 (6710) | 92 (2336) | 313 (7931) | 287 (7290) | 43 (1113) | 67 (1716) | 8650 (3924) | 8830 (4005) | 8930 (4051) |

BATTERY AND COMPARTMENT SPECIFICATIONS

| Truck Model | Compartment Dim | | | Battery Dim - Max | | | Volts | No. of Cells | Plates per Cell | Max Capacity 6 Hour Rate | Weight | |
|-------------------------------------|-----------------|------------|------------|-------------------|-------------|------------|-------|--------------|-----------------|-----------------------------|-------------|-------------|
| | Width | Length | Height | "X" | "Y" | "Z" | | | | | Min | Max |
| | in. (mm) | | | in. (mm) | | | | | | amp hr (kwh) | lb (kg) | |
| E45-50XN 27" Compartment | 39.1 (992) | 27.6 (700) | 23.9 (607) | 38.7 (983) | 27.2 (691) | 23.5 (597) | 36 | 18 | 23 | 1100 (38.3) | 2300 (1050) | 3300 (1500) |
| | | | | | | | 48 | 24 | 17 | 800 (37.2) | | |
| | | | | | | | 80 | 40 | 9 | 375 (29.3) | | |
| E45-50XN 30" Compartment | 39.1 (992) | 30.9 (786) | 23.9 (607) | 38.7 (983) | 30.6 (777) | 23.5 (597) | 36 | 18 | 25 | 1200 (41.9) | 2500 (1150) | 3500 (1600) |
| | | | | | | | 48 | 24 | 19 | 900 (42) | | |
| | | | | | | | 80 | 40 | 9 | 400 (31.2) | | |
| E45-60XN 33" Compartment | 39.1 (992) | 33.3 (847) | 23.9 (607) | 38.7 (983) | 33 (838) | 23.5 (597) | 36 | 18 | 27 | 1300 (45.4) | 2900 (1320) | 3900 (1770) |
| | | | | | | | 48 | 24 | 21 | 1000 (46.6) | | |
| | | | | | | | 80 | 40 | 11 | 450 (35.1) | | |
| E65XN 36" Compartment | 39.1 (992) | 36.7 (933) | 23.9 (607) | 38.7 (983) | 36.4 (924) | 23.5 (597) | 36 | 18 | 31 | 1500 (52.4) | 3100 (1410) | 4100 (1860) |
| | | | | | | | 48 | 24 | 23 | 1100 (51.1) | | |
| | | | | | | | 80 | 40 | 13 | 600 (46.8) | | |
| E65-70XN 40" Compartment | 39.1 (992) | 40 (1015) | 23.9 (607) | 38.7 (983) | 39.6 (1006) | 23.5 (597) | 36 | 18 | 33 | 1600 (55.8) | 3400 (1550) | 4400 (2000) |
| | | | | | | | 48 | 24 | 25 | 1200 (55.9) | | |
| | | | | | | | 80 | 40 | 13 | 600 (46.8) | | |

Battery Type: "EO" (Without Cover)

Battery amp hr (kwh) capacity is max allowable per UL

Commercially available lead acid batteries may not necessarily reach these max limits

Battery Roller option reduces battery compartment height to 23.5" (597mm) & max battery height to 23.1" (587mm)

Battery Compartment Length is measured front to rear. Battery Compartment Width is measured across the truck

Battery Notes - Conventional Charging (Opt G26201)

Battery Connector: 36 volt - Grey SB®350 (Anderson Power Products® P/N 6320G1 or equivalent)

48 volt - Blue SB®350 (Anderson Power Products® P/N 6321G1 or equivalent)

80 volt - Black SBE®320 (Anderson Power Products® P/N E6363G1 or equivalent)

Battery Lead: Length 20" (508 mm), Position "B", 2/0 AWG

Battery Notes - Rapid / Fast Charging (Opt G26202)

Battery Connector: Requires Dual Positive / Negative Cabling terminating in (2) Female EBC-320 DIN Connectors

(Anderson Power Products® P/N A32502-0009 or equivalent)

Each individual DIN connector to include 1 Red Conductor to (+) and 1 black conductor to (-)

Battery Lead: Length 25" (635 mm), Position "B", Minimum Cable Size 2/0 AWG



STANDARD EQUIPMENT

- 2-Stage Limited Free Lift (LFL) mast with Maximum Fork Height of 125" (3192 mm) (E45-55XN) or 118" (4800 mm) (E60-70XN)
- 5° Forward and 5° Back Mast Tilt
- 38.5" (980mm) Wide Class II (E45-55XN) or Class III (E60-70XN) Hook-type Carriage with 38.5" (980 mm) High Load Backrest Extension
- 42" (1067mm) Long Forks
- Smooth Tread Rubber Drive Tire and Steer Tire
- Battery Compartment Size
 - 27" for the E45-50XN
 - 33" for the E55-60XN
 - 36" for the E65XN
 - 40" for the E70XN
- Lift Out Battery Extraction
- 36 Volt Electrical System
- Standard Performance
- Standard Construction
- UL Classification Type "E"
- 12" Steering Wheel with Integral Spinner Knob
- Non-Suspension Vinyl Seat
- Foot Applied / Hand Released Park Brake
- Key Switch Start
- 88.5" Grid Style Overhead Guard
- MONOTROL™ Foot Direction Control
- 3 Function Hydraulic Control Valve with Seat Side Mechanical Levers
- AC Traction and Pump Motors (Completely Brushless)
- Transistor Drive and Pump Control
- Advanced VSM (Vehicle System Manager)
- Progressive Thermal Management System
- Fully Integrated CANbus Communication
- On-Demand Power Steering
- Hyster Stability Mechanism™
- Power Assist Braking
- ADS (Auto Deceleration System) with Regenerative Braking
- Multifunction Display
 - Battery State of Charge with Low Battery Lift Interrupt
 - Hour Meter
 - Performance Mode Indicator
 - Fault Indicator (Audible & Visible)
 - 4 Operator Selectable, Programmable Performance Modes
- Easy Ingress / Egress with Low Step Height and Contoured Handhold
- Operator Convenience Station - Storage Areas, Beverage & Clipboard Holders
- Adjustable Tilt Steering Column with Low Profile Cowl for Excellent Visibility
- Anti Cinch Operator Restraint System
- Cushioned Floormat
- Static Strap
- Tow Pin
- Seaside Power Disconnect Button
- On-Board Software
 - Program, Test & Diagnose
 - Password Protected
- Electronic Horn with Integral Relay (Long Life / No Adjustments)
- 24 Month / 4,000 Hour Powertrain Warranty
- 12 Month / 2,000 Hour Full Truck Warranty
- Operating Manual

OPTIONAL EQUIPMENT

- Side Extraction Battery Removal with Rollers
- 48 or 80 Volt Electrical System
- PowerPlus Performance (N/A with 36 Volt)
- Rapid/Fast Charging Configuration
- Cooler/Freezer Package
- UL Classification Type "EE"
- Available with 2-stage Limited Free Lift (LFL) and 2-, 3- or 4-stage Full Free Lift (FFL) masts
- Carriage with Integral Sideshift
- Attachment Carriages
- Mast Tilt Option – 10° Forward / 5° Back
- Mast Tilt Option – 5° Forward / 4° Back
- Return to Set Tilt
- Accumulator
- TouchPoint™ Hydraulic Mini-Levers with Fully Adjustable Armrest
- 4 Function Hydraulic Control Valve
- Non-Marking, Rubber, or Lug Tread Tires
- Wide Tread Tires
- Non-Suspension Seat (Cloth)
- Full Suspension Seat (Vinyl or Cloth)
- Swivel Seat, Full Suspension (Vinyl or Cloth)
- 86.5" Grid Style Overhead Guard
- 84.1" Flat Plate Overhead Guard
- 88.5" Drive-In Rack Grid Style Overhead Guard
- Keyless Start (with Auxiliary Key Switch)
- Seat Side Directional Control
- Automatic Electro-Mechanical Park Brake
- Telescopic Steering Column with Tilt Memory
- Various Light Packages:
 - Two LED Brake / Tail / Back-Up Lights
 - Two Front and One Rear Work Lights (LED Plastic Lens or Halogen Glass Lens)
 - Full Light Package - Two Front, One Rear Work Light (LED Plastic Lens or Halogen Glass Lens) and Two LED Brake / Tail / Back-Up Lights
- Audible Reverse Activated Alarm
- Visible Amber Strobe Light - Continuous Activated, Overhead Guard Mounted
- Rear Drive Handle with Integrated Horn Button
- Mirrors – Rear View or Panoramic
- Load Weight Indicator
- Impact Monitor
- Operator Password
- Operator Daily Checklist
- System Monitor – Hydraulic Low Fluid Level Indicator and Hydraulic Filter Service Indicator
- Hydraulic Attachment Extension Tubes with Quick Disconnect Fittings
- Fire Extinguisher – 2.5 lb. Dry Chemical

It's not just about the lift trucks.

Any company worth its weight knows success has just as much to do with the support before and after the sale as the sale itself. We pride ourselves on being more than just a lift truck manufacturer. Through our Dealer Network, we're also fleet managers, parts suppliers, capital procurement specialists and trainers. You'll find that when it comes to service, we do it all.

Hyster Fleet Services

As much as we'd like for your entire fleet to be Hyster, we know that's not always the case. But just because you also operate other brands doesn't mean we can't manage your lift truck maintenance and replacement plan. We can analyze your current fleet or provide summary of your fleet history and a cost-effective proposal for replacement and scheduled maintenance of all your vehicles. Once this initial review is complete, we'll continue to monitor your fleet to ensure it's performing optimally.

UNISOURCE™ Parts Program

In addition to providing fleet management for a variety of brands, we can also serve as your source of parts for all your lift trucks. With the Hyster UNISOURCE parts and service program, we offer approximately 2 million part number crosses for most brands of materials handling and other in-plant mobile equipment. UNISOURCE also has remanufactured parts that provide the same quality and guarantee but at a lower price. And we can deliver parts to you in less than 24 hours, any day of the week. How's that for convenience?

Rental Products

At Hyster Company, we're always looking for ways to help you keep your productivity up. Through the Hyster Dealer Network, you can access rental equipment for the times when leasing or buying isn't a practical option. Your local Hyster Dealer has access to over 14,000 units that are available for short- or long-term rental. Whether you need one truck to substitute for a vehicle that's being serviced or several lift trucks to accommodate seasonal changes in your business, we'll help you maintain output in a cost-effective manner.

Hyster Capital

We know that financing new additions to your fleet can sometimes be challenging. That's why your Hyster Dealer has a long list of ways for you to fund your purchase. We are skilled in arranging solutions for special financing requirements, taking the difficulties out of buying the equipment you need. Whether you purchase or lease a new or used lift truck, Hyster Capital offers better service and competitive rates, ensuring you receive the value you deserve.

Special Products

Engineering Department (SPED)

In a perfect world, every application could be handled with a standard lift truck. However, in the real world, different materials require different handling. That's why Hyster Company's Special Products Engineering Department works with you to customize* your lift trucks. From strobe lights to specially made forks, SPED can provide you with the tools you require to get the job done right.

** May be subject to an additional charge. Contact your local authorized Hyster Dealer for more information.*

Automated Warehouse Solutions

As society's technological capabilities advance, we strive to find practical applications. One of our most recent innovations in that pursuit is our development of automated warehouse solutions. We can help you determine if your operation would benefit from this type of system, which improves inventory accuracy, warehouse productivity and safety records, as it reduces maintenance and overtime.


Operator and Service Training

Hyster Company recognizes that proper training is a key element of a profitable company. That's why your local authorized Hyster Dealer offers a training program for your lift truck operators as well as those who maintain your vehicles. Proper education in running and servicing lift trucks cuts down on the number of repairs and risk of injuries due to accidents while increasing productivity. All of our trainers are professionals with experience in materials handling.



Hyster Company
P.O. Box 7006
Greenville, North Carolina
27835-7006
Part No. E45-70XN/BTG
12/2011 Litho in U.S.A.

Visit us online at www.hysteramericas.com
or call us at 1-800-HYSTER-1.

Hyster, , Fortis, and MONOTROL are registered trademarks of Hyster Company.
Hyster products are subject to change without notice.

The Hyster Company products included in this document may be covered by U.S. Patent 6,684,148 and other patents pending.
Truck on cover shown with optional equipment. ©2011 Hyster Company. All rights reserved.

